

Chapter 3 Giacomini ball valves are designed to provide high mechanical resistance minimizing the required space and guarantee operation with very high working pressures. The Finishings used are suitable for hot and cold water systems, domestic water, gases, hydrocarbons, compressed air and dry saturated vapor. The wide range of products provides the right solution for any need.



















Ball valves and drain cocks

Products

- 77 Valves for water for heating/cooling systems and not dangerous gas
- 84 Valves for dangerous gas
- 87 Valves specific for domestic water use
- 91 Valves with alternative threads, for water for heating/cooling systems, dangerous and not dangerous
- 92 Cocks for water for heating/cooling systems and not dangerous gas
- 93 Under-sink and washing machine cocks
- 93 BIB cocks
- 93 Accessories and spare parts
- 16


- 96 *Technical and dimensional data*

➤ Certification

CERTIFICATIONS	DESCRIPTION	COUNTRY	CERTIFICATIONS	DESCRIPTION	COUNTRY
	CSA International - Canadian Standard Association	Canada		DVGW Deutscher Verein des Gas-und Wasserfaches	Vereinigung and.v. Germania
	EAC compliance certificate (Custom Union Certificate)	Russia		SVGW Schweizerischer Verein des Gas-und Wasserfaches	Switzerland
	UL Underwriters Laboratories	United States		CERTigaz	France
	FM Approvals	United States		OVGW Österreichische Vereinigung für das Gas-und Wasserfach	Austria
	Attestation de conformité sanitaire	France		CE Marking in compliance with PED and/or CPR (Construction Product Regulation)	European Community
	Certification in compliance with Belorussian standards	Belarus		NSF International	United States
	EMI Építészügyi Mimoségellenőrző Innovációs	Hungary		Certification in compliance with Ukrainian standards	Ukraine
	WRAS Water Regulations Advisory Scheme	UK		Turkish standards institution	Turkey

➤ Main features

CHECK THE ACTUAL APPLICATIONS AND CERTIFICATIONS OF THE VALVE BY CONSULTING THE SPECIFIC TECHNICAL DATASHEET.



- 1 Steel lever with plastic covering.
- 2 External anti-friction ring.
- 3 Double O-ring seal in FKM.
- 4 Internal anti-friction ring.
- 5 Stem fitted from the inside.
- 6 NUT sphere.
- 7 PTFE seals.
- 8 Guarantee seal with hologram.

NOTE. Certifications available: EC mark in compliance with PED (check models/measurements in the specific Technical Datasheet).



Valves for water for heating/cooling systems and not dangerous gas

R701F

PRODUCT CODE	SIZE		
R701FY004	3/4"	-	-

Ball valve with built-in filter, female-female threaded connections and full port. Brass finishing. Red T-handle (water use).



R950

PRODUCT CODE	SIZE		
R950X021	1/4"	20	200
R950X022	3/8"	10	100
R950X023	1/2"	5	50
R950X024	3/4"	5	50
R950X025	1"	5	25
R950X026	1 1/4"	4	20
R950X027	1 1/2"	2	10
R950X028	2"	2	10

DADO ball valve, with female-female threaded connections, heavy series. Nickel plated brass finishing. Full port. Red lever handle (water use).



R951

PRODUCT CODE	SIZE		
R951X021	1/4"	20	200
R951X022	3/8"	10	100
R951X023	1/2"	10	100
R951X024	3/4"	5	50
R951X025	1"	5	25
R951X026	1 1/4"	4	20

DADO ball valve, with female-female threaded connections, heavy series. Nickel plated brass finishing. Full port. Red T-handle (water use).



R910

PRODUCT CODE	SIZE		
R910X022	3/8"	10	100
R910X023	1/2"	10	100
R910X024	3/4"	5	50
R910X025	1"	5	25
R910X026	1 1/4"	4	20
R910X027	1 1/2"	2	10
R910X028	2"	2	10
R910X029	2 1/2"	2	4
R910X030	3"	1	2
R910X031	4"	1	-

DADO ball valve, with female-female threaded connections. Nickel plated brass finishing. Full port. Red lever handle (water use).



R911

PRODUCT CODE	SIZE		
R911X022	3/8"	10	100
R911X023	1/2"	10	100
R911X024	3/4"	5	50
R911X025	1"	5	25
R911X026	1 1/4"	4	20

DADO ball valve, with female-female threaded connections. Nickel plated brass finishing. Full port. Red T-handle (water use).



R910S

PRODUCT CODE	SIZE		
R910SX003	1/2"	5	50
R910SX004	3/4"	5	25
R910SX005	1"	5	25
R910SX006	1 1/4"	2	20
R910SX007	1 1/2"	2	10
R910SX008	2"	2	10

DADO ball valve, with female-female threaded connections, with drain cock with hose connection Ø9 mm. Nickel plated brass finishing. Full port. Red lever handle (water use).

INFO

1/2" - 3/4" - 1": drain cock 1/4".
1 1/4", 1 1/2", 2": drain cock 3/8".



R913

PRODUCT CODE	SIZE		
R913X022	3/8"	10	100
R913X023	1/2"	5	50
R913X024	3/4"	5	50
R913X025	1"	5	25
R913X026	1 1/4"	2	20

DADO ball valve, with male-male threaded connections. Nickel plated brass finishing. Full port. Red T-handle (water use).



R913L

PRODUCT CODE	SIZE		
R913LX022	3/8"	10	100
R913LX023	1/2"	5	50
R913LX024	3/4"	5	50
R913LX025	1"	2	20
R913LX026	1 1/4"	2	20

DADO ball valve, with male-male threaded connections. Nickel plated brass finishing. Full port. Red lever handle (water use).



R914

PRODUCT CODE	SIZE	☐	☒
R914X021	1/4"	20	200
R914X022	3/8"	10	100
R914X023	1/2"	10	100
R914X024	3/4"	5	50
R914X025	1"	5	25
R914X026	1 1/4"	2	20

DADO ball valve, with female-male threaded connections. Nickel plated brass finishing. Full port. Red T-handle (water use).



R850

PRODUCT CODE	SIZE	☐	☒
R850X021	1/4"	20	200
R850X022	3/8"	10	100
R850X023	1/2"	10	100
R850X024	3/4"	5	50
R850X025	1"	5	25
R850X026	1 1/4"	4	20
R850X027	1 1/2"	4	20
R850X028	2"	2	10

Ball valve, with female-female threaded connections. Chrome plated brass finishing. Full port. Red lever handle (water use).



R914L

PRODUCT CODE	SIZE	☐	☒
R914LX021	1/4"	20	200
R914LX022	3/8"	10	100
R914LX023	1/2"	5	50
R914LX024	3/4"	5	50
R914LX025	1"	2	20
R914LX026	1 1/4"	2	20
R914LX027	1 1/2"	2	10
R914LX028	2"	2	10

DADO ball valve, with female-male threaded connections. Nickel plated brass finishing. Full port. Red lever handle (water use).



DR850

PRODUCT CODE	SIZE	☐	☒
DR850Y023	1/2"	10	100
DR850Y024	3/4"	5	50
DR850Y025	1"	5	25
DR850Y026	1 1/4"	4	20
DR850Y027	1 1/2"	4	20
DR850Y028	2"	2	10

DADO ball valve, with female-female threaded connections and anti-dezincification brass. Brass finishing. Full port. Red lever handle (water use).



R919

PRODUCT CODE	SIZE	☐	☒
R919X003	1/2"F x 1/2"M	5	50
R919X004	1/2"F x 3/4"M	5	50
R919X005	3/4"F x 3/4"M	5	25
R919X006	3/4"F x 1"M	2	20
R919X007	1"F x 1"M	2	20
R919X008	1"F x 1 1/4"M	2	20
R919X009	1 1/4"F x 1 1/4"M	2	20

DADO ball valve, with female-tail piece male threaded connections. Nickel plated brass finishing. Full port. Red T-handle (water use).



R851

PRODUCT CODE	SIZE	☐	☒
R851X021	1/4"	20	200
R851X022	3/8"	10	100
R851X023	1/2"	10	100
R851X024	3/4"	5	50
R851X025	1"	5	50
R851X026	1 1/4"	5	25

Ball valve, with female-female threaded connections. Chrome plated brass finishing. Full port. Red T-handle (water use).



R919S

PRODUCT CODE	SIZE	☐	☒
R919SX003	1/2"F x 1/2"M	5	50
R919SX005	3/4"F x 3/4"M	5	25
R919SX007	1"F x 1"M	2	20
R919SX009	1 1/4"F x 1 1/4"M	2	10

DADO ball valve, with female-tail piece male threaded connections, with drain cock with hose connection Ø9 mm. Nickel plated brass finishing. Full port. Red T-handle (water use).



R851TH

PRODUCT CODE	SIZE	☐	☒
R851TX002	3/8"	1	50
R851TX003	1/2"	1	50
R851TX004	3/4"	1	50
R851TX005	1"	1	40
R851TX006	1 1/4"	1	20
R851TX007	1 1/2"	1	20
R851TX008	2"	1	10

Ball valve, with female-female threaded connections, for pipes with high insulation thickness. Chrome plated brass finishing. Full port. Extended T-handle with red, blue plates (water use).



INFO

1/2" - 3/4" - 1": drain cock 1/4".
1 1/4": drain cock 3/8".

R851T

PRODUCT CODE	SIZE	☐	☒
R851TY103	1/2"	10	100
R851TY104	3/4"	5	50
R851TY105	1"	5	25

Ball valve, with female-female threaded connections, with probe holder M10x1 mm female threaded, for probe Ø6 mm. Brass finishing. Full port. Red T-handle (water use).



R854

PRODUCT CODE	SIZE	☐	☒
R854X023	1/2"	10	100
R854X024	3/4"	5	50
R854X025	1"	5	25
R854X026	1 1/4"	4	20

Ball valve, with female-male threaded connections. Chrome plated brass finishing. Full port. Red T-handle (water use).



R854L

PRODUCT CODE	SIZE	☐	☒
R854LX023	1/2"	5	50
R854LX024	3/4"	5	50
R854LX025	1"	2	20
R854LX026	1 1/4"	2	20
R854LX027	1 1/2"	4	20
R854LX028	2"	2	10

Ball valve, with female-male threaded connections. Chrome plated brass finishing. Full port. Red lever handle (water use).



R859

RED T-HANDLE

PRODUCT CODE	SIZE	☐	☒
R859X323	1/2"F x 1/2"M	1	50
R859X325	3/4"F x 3/4"M	1	25
R859X327	1"F x 1"M	1	20
R859X329	1 1/4"F x 1 1/4"M	1	20

BLUE T-HANDLE

PRODUCT CODE	SIZE	☐	☒
R859X343	1/2"F x 1/2"M	1	50
R859X345	3/4"F x 3/4"M	1	25
R859X347	1"F x 1"M	1	20
R859X349	1 1/4"F x 1 1/4"M	1	20

Ball valve, with female-tail piece male threaded connections. Compact version. Chrome plated brass finishing. Full port. Red or blue T-handle (water use).



R859K

PRODUCT CODE	SIZE	☐	☒
R859KY007	1"F x 1"M	1	10

Kit with N.2 R859 ball valves with red and blue T-handle (water use).



R859T

PRODUCT CODE	SIZE	☐	☒
R859TY005	3/4"F x 3/4"M	5	25
R859TY006	3/4"F x 1"M	2	20
R859TY007	1"F x 1"M	2	20

Ball valve, with female-tail piece male threaded connections, with probe holder M10x1 mm female threaded, for probe Ø6 mm. Brass finishing. Full port. Red T-handle (water use).



BALL VALVES WITH NUT.

For under-boiler installation and other hydraulic connections.



APPLICATION.

- Max. working pressure at 20 °C with water and not dangerous gas: 1,6 MPa (16 bar)
- Temperature range: -20÷120 °C (-20 °C with 50 % glycol solutions)

R251P-1 pag 81



Staight ball valve, with female-female threaded connections with nut and gasket, specific for under boiler use and for meters connection. Suitable for water for heating/cooling systems and not dangerous gas. Valve made of UNI EN 12165 CW617N nickel plated brass. Standard port. Aluminium one lug T-handle, red painted.

R254P-1 pag. 81



Staight ball valve, with male-female threaded connections with nut and gasket, specific for under boiler use and for meters connection. Suitable for water for heating/cooling systems and not dangerous gas. Valve made of UNI EN 12165 CW617N nickel plated brass. Standard port. Aluminium one lug T-handle, red painted.

R780P-1 pag 80



Angle ball valve, with male-female threaded connections with nut and gasket, specific for under boiler use and for meters connection. Suitable for water for heating/cooling systems and not dangerous gas. Valve made of UNI EN 12165 CW617N nickel plated brass. Standard port. Aluminium one lug T-handle, red painted.

R781P-1 pag 80



Angle ball valve, with female-female threaded connections with nut and gasket, specific for under boiler use and for meters connection. Suitable for water for heating/cooling systems and not dangerous gas. Valve made of UNI EN 12165 CW617N nickel plated brass. Standard port. Aluminium one lug T-handle, red painted.

APPLICATION.

- Temperature range: -20÷60 °C
- Max working pressure (MOP) with gas: 0,5 MPa (5 bar)
- Resistance to high temperatures: class B 0,1; 650 °C for 30'
- EN 331:2015 certified

R780PG. pag. 86



Angle ball valve, with male-female threaded connections with nut and gasket. Suitable for gases of the first, second and third family (EN 437). Valve made of UNI EN 12165 CW617N nickel plated brass. Full port. Aluminium one lug T-handle, yellow painted.

R780P-1

PRODUCT CODE	SIZE	☐	☒
R780PX013	1/2"M x 1/2"F nut	1	1
R780PX014	3/4"M x 3/4"F nut	5	35

Angle ball valve, with male-female threaded connections with nut and gasket, specific for under boiler use and for meters connection. Nickel plated brass finishing. Full port. Red T-handle, one lug (water use).



R781P-1

PRODUCT CODE	SIZE	☐	☒
R781PX013	1/2"F x 1/2"F nut	8	56
R781PX014	3/4"F x 3/4"F nut	5	35

Angle ball valve, with female-female threaded connections with nut and gasket, specific for under boiler use and for meters connection. Nickel plated brass finishing. Full port. Red T-handle, one lug (water use).



R752

PRODUCT CODE	SIZE	☐	☒
R752X003	1/2"F x 3/4"F nut	5	50

Ball valve, with female-female threaded connections with nut and gasket, with adjustable tail piece (valve length adjustment: 8 mm), specific for meters connection. Chrome plated brass finishing. Full port. Red T-handle (water use).



R250D-BSP

CHROME PLATED BRASS FINISHING

PRODUCT CODE	SIZE	☐	☒
R250ZX001	1/4" BSP	20	200
R250ZX002	3/8" BSP	10	100
R250ZX003	1/2" BSP	10	100
R250ZX004	3/4" BSP	5	50
R250ZX005	1" BSP	5	25
R250ZX006	1 1/4" BSP	4	20
R250ZX007	1 1/2" BSP	2	10
R250ZX008	2" BSP	2	10
R250ZX009	2 1/2" BSP	2	4
R250ZX010	3" BSP	2	4
R250ZX011	4" BSP	1	2

BRASS FINISHING

PRODUCT CODE	SIZE	☐	☒
R250ZY001	1/4" BSP	20	200
R250ZY002	3/8" BSP	10	100
R250ZY003	1/2" BSP	10	100
R250ZY004	3/4" BSP	5	50
R250ZY005	1" BSP	5	25
R250ZY006	1 1/4" BSP	4	20
R250ZY007	1 1/2" BSP	2	10
R250ZY008	2" BSP	2	10
R250ZY009	2 1/2" BSP	2	4
R250ZY010	3" BSP	2	4
R250ZY011	4" BSP	1	2

Ball valve, with female-female threaded connections. Chrome plated brass finishing or brass finishing. Standard port. Red lever handle (water use).



R250D

PRODUCT CODE	SIZE	☐	☒
R250X001	1/4"	20	200
R250X002	3/8"	10	100
R250X003	1/2"	10	100
R250X004	3/4"	5	50
R250X005	1"	5	25
R250X006	1 1/4"	4	20
R250X007	1 1/2"	2	10
R250X008	2"	2	10
R250X009	2 1/2"	2	4
R250X010	3"	2	4
R250X011	4"	1	2

Ball valve, with female-female threaded connections. Chrome plated brass finishing. Standard port. Red lever handle (water use).



R789

PRODUCT CODE	SIZE	☐	☒
R789X003	1/2"F x 1/2"M	5	50
R789X005	3/4"F x 3/4"M	5	25
R789X007	1"F x 1"M	2	20

Angle ball valve, with female-tail piece male threaded connections. Chrome plated brass finishing. Full port. Red T-handle (water use).



R250DS

PRODUCT CODE	SIZE	☐	☒
R250SX003	1/2"	5	50
R250SX004	3/4"	5	50
R250SX005	1"	5	25
R250SX006	1 1/4"	4	20
R250SX007	1 1/2"	2	10
R250SX008	2"	2	10

Ball valve, with female-female threaded connections, with drain cock with hose connection Ø9 mm. Chrome plated brass finishing. Standard port. Red lever handle (water use).

INFO

1/2" - 3/4" - 1": drain cock 1/4".
1 1/4" - 1 1/2" - 2": drain cock 3/8".



R251D

PRODUCT CODE	SIZE	☐	☒
R251X001	1/4"	20	200
R251X002	3/8"	10	100
R251X003	1/2"	10	100
R251X004	3/4"	5	50
R251X005	1"	5	25
R251X006	1 1/4"	5	25

Ball valve, with female-female threaded connections. Chrome plated brass finishing. Standard port. Red T-handle (water use).



R251S

PRODUCT CODE	SIZE	□	⊞
R251SX003	1/2"	5	50
R251SX004	3/4"	5	50
R251SX005	1"	5	25

Ball valve, with female-female threaded connections, with drain cock with hose connection Ø 9 mm. Chrome plated brass finishing. Standard port. Red T-handle (water use).

① INFO Drain cock 1/4".
Drain cock 1/4".



R251P-1

PRODUCT CODE	SIZE	□	⊞
R251PX012	1/2"F x 1/2"F nut	10	70
R251PX014	3/4"F x 3/4"F nut	10	70

Ball valve, with female-female threaded connections with nut and gasket, specific for under boiler use and for meters connection. Nickel plated brass finishing. Standard port. Red T-handle, one lug (water use).



R254P-1

PRODUCT CODE	SIZE	□	⊞
R254PX012	1/2"M x 1/2"F nut	10	70
R254PX014	3/4"M x 3/4"F nut	10	70

Ball valve, with male-female threaded connections with nut and gasket, specific for under boiler use and for meters connection. Nickel plated brass finishing. Standard port. Red T-handle, one lug (water use).



R251P

CHROME PLATED BRASS FINISHING

PRODUCT CODE	SIZE	□	⊞
R251PX002	1/2"F x 1/2"F nut	10	100
R251PX003	1/2"F x 3/4"F nut	5	50
R251PX004	3/4"F x 3/4"F nut	5	50
R251PX005	3/4"F x 1"F nut	5	50
R251PX006	1"F x 1"F nut	5	25

BRASS FINISHING

PRODUCT CODE	SIZE	□	⊞
R251PY003	1/2"F x 3/4"F nut	5	50
R251PY004	3/4"F x 3/4"F nut	5	50
R251PY005	3/4"F x 1"F nut	5	50
R251PY006	1"F x 1"F nut	5	25

Ball valve, with female-female threaded connections with nut and gasket, specific for meters connection. Chrome plated brass finishing or brass finishing. Standard port. Red T-handle (water use).



R254P

CHROME PLATED BRASS FINISHING

PRODUCT CODE	SIZE	□	⊞
R254PX004	3/4"M x 3/4"F nut	5	50

BRASS FINISHING

PRODUCT CODE	SIZE	□	⊞
R254PY003	1/2"M x 3/4"F nut	5	50
R254PY004	3/4"M x 3/4"F nut	5	50

Ball valve, with male-female threaded connections with nut and gasket, specific for meters connection. Chrome plated brass finishing or brass finishing. Standard port. Red T-handle (water use).



R251TH

PRODUCT CODE	SIZE	□	⊞
R251X052	3/8"	1	10
R251X053	1/2"	1	10
R251X054	3/4"	1	5
R251X055	1"	1	5
R251X056	1 1/4"	1	4
R251X057	1 1/2"	1	4
R251X058	2"	1	2

Ball valve, with female-female threaded connections, for pipes with high insulation thickness. Chrome plated brass finishing. Standard port. Extended T-handle with red plate (water use).



R253D

PRODUCT CODE	SIZE	□	⊞
R253X002	3/8"	10	100
R253X003	1/2"	10	100
R253X004	3/4"	5	50
R253X005	1"	5	50
R253X006	1 1/4"	4	20

Ball valve, with male-male threaded connections. Chrome plated brass finishing. Standard port. Red T-handle (water use).



R253DL

PRODUCT CODE	SIZE	□	⊞
R253LX002	3/8"	10	100
R253LX003	1/2"	10	100
R253LX004	3/4"	5	50
R253LX005	1"	2	20
R253LX006	1 1/4"	2	20

Ball valve, with male-male threaded connections. Chrome plated brass finishing. Standard port. Red lever handle (water use).



R254D

PRODUCT CODE	SIZE	☐	☒
R254X001	1/4"	20	200
R254X002	3/8"	10	100
R254X003	1/2"	10	100
R254X004	3/4"	5	50
R254X005	1"	5	50
R254X006	1 1/4"	4	20



Ball valve, with female-male threaded connections. Chrome plated brass finishing. Standard port. Red T-handle (water use).

R254DL

PRODUCT CODE	SIZE	☐	☒
R254LX001	1/4"	20	200
R254LX002	3/8"	10	100
R254LX003	1/2"	10	100
R254LX004	3/4"	5	50
R254LX005	1"	2	20
R254LX006	1 1/4"	2	20
R254LX007	1 1/2"	2	10
R254LX008	2"	2	10



Ball valve, with female-male threaded connections. Chrome plated brass finishing. Standard port. Red lever handle (water use).

R254D-BSP

PRODUCT CODE	SIZE	☐	☒
R254ZX003	1/2" BSP	10	100
R254ZX004	3/4" BSP	5	50
R254ZX005	1" BSP	5	50
R254ZX006	1 1/4" BSP	4	20



Ball valve, with female-male threaded connections. Chrome plated brass finishing. Standard port. Red T-handle (water use).

R259D

CHROME PLATED BRASS FINISHING

PRODUCT CODE	SIZE	☐	☒
R259X003	1/2" F x 1/2" M	25	50
R259X004	1/2" F x 3/4" M	25	50
R259X005	3/4" F x 3/4" M	10	20
R259X006	3/4" F x 1" M	10	20
R259X007	1" F x 1" M	20	-
R259X008	1" F x 1 1/4" M	10	20
R259X009	1 1/4" F x 1 1/4" M	10	20

BRASS FINISHING

PRODUCT CODE	SIZE	☐	☒
R259Y003	1/2" F x 1/2" M	25	50
R259Y005	3/4" F x 3/4" M	10	20
R259Y006	3/4" F x 1" M	10	20
R259Y007	1" F x 1" M	20	-
R259Y008	1" F x 1 1/4" M	10	20
R259Y009	1 1/4" F x 1 1/4" M	10	20



Ball valve, with female-tail piece male threaded connections. Chrome plated brass finishing or brass finishing. Standard port. Red T-handle (water use).

R259DST

PRODUCT CODE	SIZE	☐	☒
R259SY067	1" F x 1" M	1	10

Couple of ball valves with thermometers (R540 series), with female-tail piece male threaded connections. Brass finishing. Standard port. Red T-handles (water use). Connection for thermometer: 3/8".



R259DS

PRODUCT CODE	SIZE	☐	☒
R259SX003	1/2" F x 1/2" M	25	50
R259SX004	1/2" F x 3/4" M	25	50
R259SX005	3/4" F x 3/4" M	10	20
R259SX006	3/4" F x 1" M	10	20
R259SX007	1" F x 1" M	10	20
R259SX008	1" F x 1 1/4" M	10	20
R259SX009	1 1/4" F x 1 1/4" M	10	20



Ball valve, with female-tail piece male threaded connections, with drain cock with hose connection Ø9 mm. Chrome plated brass finishing. Standard port. Red T-handle (water use).

INFO

1/2" F - 3/4" F - 1" F: drain cock 1/4".
1 1/4" F: drain cock 3/8".

R287

PRODUCT CODE	SIZE	☐	☒
R287Y005	1" F x 1 1/2" F nut	4	20

Ball valve, with female-female nut threaded connections, specific for circulator connection, with additional connections for thermometers or other optional components. Brass finishing. Standard port. Red T-handle (water use).



R287M

PRODUCT CODE	SIZE	☐	☒
R287MY005	1" F x 1 1/2" F nut	1	10

Couple of ball valves, with female-female nut connections, specific for circulator connection, with thermometers (R540 series), check valves (R288), plugs (R92). Brass finishing. Standard port. Red and blue T-handles (water use).



R285

PRODUCT CODE	SIZE	□	⊞
R285Y001	1"F x 1 1/2" nut connection	4	40
R285Y002	1 1/4"F x 1 1/2" nut connection	4	20
R285Y003	1 1/4"F x 2" nut connection	4	20

Ball valve, with female threaded connection-connection for nut, specific for circulator connection. Brass finishing. Standard port. Red T-handle (water use).

INFO

To be completed with P18LY007 (1 1/2") or P18LY009 (2") nut. Possibility to install the R288 check valve inside the valve.



R285L

PRODUCT CODE	SIZE	□	⊞
R285LY001	1"F x 1 1/2" nut connection	4	40
R285LY003	1 1/4"F x 2" nut connection	4	20

Ball valve, with female threaded connection-connection for nut, specific for circulator connection. Brass finishing. Standard port. Red lever handle (water use).

INFO

To be completed with P18LY007 (1 1/2") or P18LY009 (2") nut. Possibility to install the R288 check valve inside the valve.



R285F

PRODUCT CODE	SIZE	□	⊞
R285FY001	1"F x nut 1 1/2"F	1	25
R285FY003	1 1/4"F x nut 2"F	1	25

Ball valve, with female threaded connection-nut female, specific for circulator connection, for pipes with high insulation thickness, with integrated check valve. Brass finishing. Standard port. Extended T-handle with red and blue plates (water use).



R252

PRODUCT CODE	SIZE	□	⊞
R252Y001	1"F x 1 1/2"F nut	2	50
R252Y002	1 1/4"F x 2"F nut	2	20
R252Y003	Ø22 x 1 1/2"F nut	2	50
R252Y004	Ø28 x 1 1/2"F nut	2	50

Ball valve, with female-female threaded connections with nut and gasket or with compression-female threaded connections with nut and gasket, for the connection of circulator or mixing valve. Brass finishing. Standard port. Screwdriver bonnet handle (water use). For opening and closing operations use a screwdriver or a 5 mm Allen wrench.



R258CC

PRODUCT CODE	SIZE	□	⊞
R258CX002	Ø15	5	50
R258CX005	Ø22	5	50
R258CX006	Ø28	6	30

Ball valve, with compression connections for copper pipes. Chrome plated brass finishing. Standard port. Red lever handle (water use).



R258D

PRODUCT CODE	SIZE	□	⊞
R258Y002	Ø15	10	100
R258Y004	Ø18	10	100
R258Y005	Ø22	6	60
R258Y006	Ø28	6	30
R258Y007	Ø35	4	20

Ball valve, with Sweat connections for copper pipes. Brass finishing. Standard port. Red lever handle (water use).



R690

PRODUCT CODE	SIZE	□	⊞
R690X002	3/8"	1	50
R690X003	1/2"	1	50

MINI series ball valve, with female-female threaded connections. Chrome plated brass finishing. Standard port. Plastic short lever with red, green and blue plates (water use).

● DOMESTIC WATER ● HOT WATER ● COLD WATER



R694

PRODUCT CODE	SIZE	□	⊞
R694X002	3/8"	1	50
R694X003	1/2"	1	50

MINI series ball valve, with female-male threaded connections. Chrome plated brass finishing. Standard port. Plastic short lever with red, green and blue plates (water use).

● DOMESTIC WATER ● HOT WATER ● COLD WATER



Valves for dangerous gas

GIACOMINI BALL VALVES ARE SUITABLE FOR USE WITH THE FOLLOWING PRODUCTS AT ROOM TEMPERATURE AT THE WARNING PRESSURE AS SPECIFIED IN THE PROPER VALVE'S DATASHEET. the ph value must stay within 5.5 and 9.5. all halogens corrode chromium layer. water controls are requested.

	R250D	R850	R910	R950
Alcohol	●	●	●	●
Argon, nitrogen and technical gases (not for hospital uses)	●	●	●	●
Oxygen for hospitals	●	●	●	●
Gasoline	●	●	●	●
Benzene	●	●	●	●
Chlorine	●	●	●	●
Diesel	●	●	●	●
Gases of 1 st , 2 nd , 3 rd family for range of - 20 up 60 °C (EN 331)	●	●	●	●
Glycol as antifreeze	●	●	●	●
Salted water	●	●	●	●
Paraffin	●	●	●	●
Mineral oil	●	●	●	●
Methanol	●	●	●	●
All ammoniac containing products	●	●	●	●
Water at CWP as specified in the valve's datasheet	●	●	●	●
Max steam peak temperature 185°	●	●	●	●

The compatibilities given above are simply general indications and are not binding for the firm nor can be considered complete for proper evaluation of full compliance of a product. Contact our technical assistance service for more specific details.

● suitable

● not suitable

R950

PRODUCT CODE	SIZE	□	⊞
R950X001	1/4"	20	200
R950X002	3/8"	10	100
R950X003	1/2"	5	50
R950X004	3/4"	5	50
R950X005	1"	5	25
R950X006	1 1/4"	4	20
R950X007	1 1/2"	2	10
R950X008	2"	2	10

DADO ball valve, with female-female threaded connections, heavy series. Nickel plated brass finishing. Full port. Yellow lever handle (gas use).



DADO

R911

PRODUCT CODE	SIZE	□	⊞
R911X002	3/8"	10	100
R911X003	1/2"	10	100
R911X004	3/4"	5	50
R911X005	1"	5	25
R911X006	1 1/4"	4	20

DADO ball valve, with female-female threaded connections. Nickel plated brass finishing. Full port. Yellow T-handle (gas use).



DADO

R914L

PRODUCT CODE	SIZE	□	⊞
R914LX001	1/4"	20	200
R914LX002	3/8"	10	100
R914LX003	1/2"	5	50
R914LX004	3/4"	5	50
R914LX005	1"	2	20
R914LX006	1 1/4"	2	20
R914LX007	1 1/2"	2	10
R914LX008	2"	2	10

DADO ball valve, with female-male threaded connections. Nickel plated brass finishing. Full port. Yellow lever handle (gas use).



DADO

R951

PRODUCT CODE	SIZE	□	⊞
R951X001	1/4"	20	200
R951X002	3/8"	10	100
R951X003	1/2"	10	100
R951X004	3/4"	5	50
R951X005	1"	5	25
R951X006	1 1/4"	4	20

DADO ball valve, with female-female threaded connections, heavy series. Nickel plated brass finishing. Full port. Yellow T-handle (gas use).



DADO

R910

PRODUCT CODE	SIZE	□	⊞
R910X002	3/8"	10	100
R910X003	1/2"	10	100
R910X004	3/4"	5	50
R910X005	1"	5	25
R910X006	1 1/4"	4	20
R910X007	1 1/2"	2	10
R910X008	2"	2	10
R910X009	2 1/2"	2	4
R910X010	3"	1	2
R910X011	4"	1	-

DADO ball valve, with female-female threaded connections. Nickel plated brass finishing. Full port. Yellow lever handle (gas use).



DADO

R914

PRODUCT CODE	SIZE	□	⊞
R914X001	1/4"	20	200
R914X002	3/8"	10	100
R914X003	1/2"	10	100
R914X004	3/4"	5	50
R914X005	1"	5	25
R914X006	1 1/4"	2	20

DADO ball valve, with female-male threaded connections. Nickel plated brass finishing. Full port. Yellow T-handle (gas use).



DADO

R850

PRODUCT CODE	SIZE		
R850X001	1/4"	20	200
R850X002	3/8"	10	100
R850X003	1/2"	10	100
R850X004	3/4"	5	50
R850X005	1"	5	25
R850X006	1 1/4"	4	20
R850X007	1 1/2"	4	20
R850X008	2"	2	10



Ball valve, with female-female threaded connections. Chrome plated brass finishing. Full port. Yellow lever handle (gas use).

R851

PRODUCT CODE	SIZE		
R851X001	1/4"	20	200
R851X002	3/8"	10	100
R851X003	1/2"	10	100
R851X004	3/4"	5	50
R851X005	1"	5	50
R851X006	1 1/4"	5	25



Ball valve, with female-female threaded connections. Chrome plated brass finishing. Full port. Yellow T-handle (gas use).

BALL VALVES FOR GAS-BASED SYSTEMS

Giacomini has always dedicated special attention to law requirements during every step of its production, from planning up to final testing. To guarantee the highest quality of products dedicated to gas installations and compliance with European mandatory rules, the R730G - R731G - R780G - R780PG - R781G - R782G - R783G valves have been designed and constructed in compliance with the EN 331 European Standard. This standard defines the ball valve technical requirements, related to construction, performance and safety, and enables to guarantee the best performance at low or very low pressures typical of gas installations. The standard also specifies testing methods and marking requirements. It applies to taps for domestic and commercial systems not directly buried, inside or outside buildings and fed with gas of the first, second and third family (as defined by EN 437). Compliance with EN 331 provides an additional tool to guarantee the best quality and safety through independent organizations carrying out regular inspections and collecting samples during every production step. By complying with the standard, the valves are designed to prevent gas leakages even under very critical conditions. In fact, these valves have been awarded certification by DVGW organization in compliance with EN 331:2015, also respecting the requirement of resistance to high temperatures, class B0.1. The high temperature resistance test assesses the valve behaviour at 650 °C for 30'. As provided for by EN 331, a ball valve is considered resistant to high temperatures when seal is guaranteed up to a temperature where there is no longer any risk of gas explosions. The temperature provided for first, second and third family gas (EN 437) is 650 °C. Under such extreme condition, a leakage with a 150 dm³/h pressure stated by the manufacturer is accepted for a testing time of 30'. Only valves designed on purpose can exceed such extreme test.



R730G



R731G



R780G



R780PG



R781G



R782G



R783G

R730G

F (RP, EN 10226) X F (RP, EN 10226)

PRODUCT CODE	SIZE		
R730GX003	1/2"	5	50
R730GX004	3/4"	5	50
R730GX005	1"	5	25
R730GX006	1 1/4"	4	20
R730GX007	1 1/2"	2	10
R730GX008	2"	2	10



Ball valve, with female-female threaded connections, heavy series. Nickel plated brass finishing. Full port. Yellow lever handle (gas use). EN331:2015 approved.

CERTIFICATIONS AND SYMBOLS



R731G

F (RP, EN 10226) X F (RP, EN 10226)

PRODUCT CODE	SIZE		
R731GX003	1/2"	5	50
R731GX004	3/4"	5	50
R731GX005	1"	5	25
R731GX006	1 1/4"	4	20



Ball valve, with female-female threaded connections, heavy series. Nickel plated brass finishing. Full port. Yellow T-handle (gas use). EN331:2015 approved.

CERTIFICATIONS AND SYMBOLS



R780G

M (ISO 228) X F (RP, EN 10226)

PRODUCT CODE	SIZE		
R780GX003	1/2"	5	50
R780GX004	3/4"	5	50
R780GX005	1"	3	30



M (R, EN 10226) X F (RP, EN 10226)

PRODUCT CODE	SIZE		
R780GX043	1/2"	5	50
R780GX044	3/4"	5	50
R780GX045	1"	3	30

Angle ball valve, with male-female threaded connections. Nickel plated brass finishing. Full port. Yellow T-handle (gas use). EN331:2015 approved.

CERTIFICATIONS AND SYMBOLS



R781G

F (RP, EN 10226) X M (ISO 228)

PRODUCT CODE	SIZE		
R781GX003	1/2"	5	50
R781GX004	3/4"	5	50
R781GX005	1"	3	30



F (RP, EN 10226) X M (R, EN 10226)

PRODUCT CODE	SIZE		
R781GX043	1/2"	5	50
R781GX044	3/4"	5	50
R781GX045	1"	3	30

Angle ball valve, with female-male threaded connections. Nickel plated brass finishing. Full port. Yellow T-handle (gas use). EN331:2015 approved.

CERTIFICATIONS AND SYMBOLS



R782G

M (ISO 228) X M (ISO 228)

PRODUCT CODE	SIZE		
R782GX003	1/2"	5	50
R782GX004	3/4"	5	50
R782GX005	1"	3	30

M (R, EN 10226) X M (R, EN 10226)

PRODUCT CODE	SIZE		
R782GX043	1/2"	5	50
R782GX044	3/4"	5	50
R782GX045	1"	3	30

Angle ball valve, with male-male threaded connections. Nickel plated brass finishing. Full port. Yellow T-handle (gas use). EN331:2015 approved.



CERTIFICATIONS AND SYMBOLS



R783G

F (RP, EN 10226) X F (RP, EN 10226)

PRODUCT CODE	SIZE		
R783GX003	1/2"	5	50
R783GX004	3/4"	5	50
R783GX005	1"	3	30


Angle ball valve, with female-female threaded connections. Nickel plated brass finishing. Full port. Yellow T-handle (gas use). EN331:2015 approved.



CERTIFICATIONS AND SYMBOLS



R250D


PRODUCT CODE	SIZE		
R250X021	1/4"	20	200
R250X022	3/8"	10	100
R250X023	1/2"	10	100
R250X024	3/4"	5	50
R250X025	1"	5	25
R250X026	1 1/4"	4	20
R250X027	1 1/2"	2	10
R250X028	2"	2	10
R250X029	2 1/2"	2	4
R250X030	3"	2	4
R250X031	4"	1	2

Ball valve, with female-female threaded connections. Chrome plated brass finishing. Standard port. Yellow lever handle (gas use).



R780PG

M (ISO 228) X F (ISO 228)

PRODUCT CODE	SIZE		
R780PGX034	3/4" M x 3/4" F nut	5	35

Angle ball valve, with male-female threaded connections with nut and gasket. Nickel plated brass finishing. Full port. Yellow T-handle, one lug (gas use). EN331:2015 approved.



CERTIFICATIONS AND SYMBOLS



R251D

PRODUCT CODE	SIZE		
R251X021	1/4"	20	200
R251X022	3/8"	10	100
R251X023	1/2"	10	100
R251X024	3/4"	5	50
R251X025	1"	5	25
R251X026	1 1/4"	5	25

Ball valve, with female-female threaded connections. Chrome plated brass finishing. Standard port. Yellow T-handle (gas use).



R250G

F (RP, EN 10226) X F (RP, EN 10226)

PRODUCT CODE	SIZE		
R250GX002	3/8"	10	100
R250GX003	1/2"	10	100
R250GX004	3/4"	5	50
R250GX005	1"	5	25
R250GX006	1 1/4"	4	20
R250GX007	1 1/2"	2	10
R250GX008	2"	2	10

Ball valve, with female-female threaded connections. Chrome plated brass finishing. Standard port. Yellow lever handle (gas use). EN331:2015 approved.



CERTIFICATIONS AND SYMBOLS





R254D

PRODUCT CODE	SIZE		
R254X021	1/4"	20	200
R254X022	3/8"	10	100
R254X023	1/2"	10	100
R254X024	3/4"	5	50
R254X025	1"	5	50
R254X026	1 1/4"	4	20

Ball valve, with female-male threaded connections. Chrome plated brass finishing. Standard port. Yellow T-handle (gas use).



R254DL

PRODUCT CODE	SIZE		
R254LX021	1/4"	20	200
R254LX022	3/8"	10	100
R254LX023	1/2"	10	100
R254LX024	3/4"	5	50
R254LX025	1"	2	20
R254LX026	1 1/4"	2	20
R254LX027	1 1/2"	2	10
R254LX028	2"	2	10

Ball valve, with female-male threaded connections. Chrome plated brass finishing. Standard port. Yellow lever handle (gas use).



R253D

PRODUCT CODE	SIZE		
R253X022	3/8"	10	100
R253X023	1/2"	10	100
R253X024	3/4"	5	50
R253X025	1"	5	50
R253X026	1 1/4"	4	20



Ball valve, with male-male threaded connections. Chrome plated brass finishing. Standard port. Yellow T-handle (gas use).

R253DL



PRODUCT CODE	SIZE		
R253LX022	3/8"	10	100
R253LX023	1/2"	10	100
R253LX024	3/4"	5	50
R253LX025	1"	2	20
R253LX026	1 1/4"	2	20



Ball valve, with male-male threaded connections. Chrome plated brass finishing. Standard port. Yellow lever handle (gas use).

Valves specific for domestic water use

R950W

PRODUCT CODE	SIZE		
R950WX002	3/8"	10	100
R950WX003	1/2"	5	50
R950WX004	3/4"	5	50
R950WX005	1"	5	25
R950WX006	1 1/4"	4	20
R950WX007	1 1/2"	2	10
R950WX008	2"	2	10



DADO ball valve, with female-female threaded connections, heavy series, specific for domestic water. Nickel plated brass finishing. Full port. Green lever handle (water use).



R951W

PRODUCT CODE	SIZE		
R951WX002	3/8"	10	100
R951WX003	1/2"	10	100
R951WX004	3/4"	5	50
R951WX005	1"	5	25
R951WX006	1 1/4"	4	20



DADO ball valve, with female-female threaded connections, heavy series, specific for domestic water. Nickel plated brass finishing. Full port. Green T-handle (water use).

R250W

PRODUCT CODE	SIZE		
R250WX022	3/8"	10	100
R250WX023	1/2"	10	100
R250WX024	3/4"	5	50
R250WX025	1"	5	25
R250WX026	1 1/4"	4	20
R250WX027	1 1/2"	2	10
R250WX028	2"	2	10




Ball valve, with female-female threaded connections, specific for domestic water. Chrome plated brass finishing. Standard port. Green lever handle (water use).

INFO

The chrome plated version is last in production, the product will be replaced by the nickel plated version.

R250WS

PRODUCT CODE	SIZE		
R250SX143	1/2"	5	50
R250SX144	3/4"	5	50
R250SX145	1"	5	25
R250SX146	1 1/4"	4	20
R250SX147	1 1/2"	2	10
R250SX148	2"	2	10



Ball valve, with female-female threaded connections, with drain cock with hose connection Ø9 mm, specific for domestic water. Chrome plated brass finishing. Standard port. Green lever handle (water use).

INFO

1/2" - 3/4" - 1": drain cock 1/4".
1 1/4" - 1 1/2" - 2": drain cock 3/8".

The chrome plated version is last in production, the product will be replaced by the nickel plated version.

R251W

PRODUCT CODE	SIZE	☐	☒
R251WX022	3/8"	10	100
R251WX023	1/2"	10	100
R251WX024	3/4"	5	50
R251WX025	1"	5	25
R251WX026	1 1/4"	4	20

Ball valve, with female-female threaded connections, specific for domestic water. Chrome plated brass finishing. Standard port. Green T-handle (water use).

INFO

The chrome plated version is last in production, the product will be replaced by the nickel plated version.



R253WL

PRODUCT CODE	SIZE	☐	☒
R253WX032	3/8"	10	100
R253WX033	1/2"	10	100
R253WX034	3/4"	5	50
R253WX035	1"	5	50
R253WX036	1 1/4"	4	20

Ball valve, with male-male threaded connections, specific for domestic water. Chrome plated brass finishing. Standard port. Green lever handle (water use).

INFO

The chrome plated version is last in production, the product will be replaced by the nickel plated version.



R850VW

PRODUCT CODE	SIZE	☐	☒
R850VY137	Ø42	2	12
R850VY138	Ø54	2	10

Ball valve, with press connections (for copper pipe complying with EN 1057; for stainless steel pipe complying with EN 10217-7 and EN 10312; for carbon steel pipe complying with EN 10305-3), specific for domestic water. Brass finishing. Full port. Green lever handle (water use). Pressable with "V" profile tongs.



R254W

PRODUCT CODE	SIZE	☐	☒
R254WX022	3/8"	10	100
R254WX023	1/2"	10	100
R254WX024	3/4"	5	50
R254WX025	1"	5	50
R254WX026	1 1/4"	4	20

Ball valve, with female-male threaded connections, specific for domestic water. Chrome plated brass finishing. Standard port. Green T-handle (water use).

INFO

The chrome plated version is last in production, the product will be replaced by the nickel plated version.



R251WP

PRODUCT CODE	SIZE	☐	☒
R251WX073	1/2"F x 3/4"F nut	5	50
R251WX074	3/4"F x 3/4"F nut	5	50
R251WX075	3/4"F x 1"F nut	5	50
R251WX076	1"F x 1"F nut	5	25

Ball valve, with female-female threaded connections with nut and gasket, for meters connection, specific for domestic water. Chrome plated brass finishing. Standard port. Green T-handle (water use).

INFO

The chrome plated version is last in production, the product will be replaced by the nickel plated version.



R254WL

PRODUCT CODE	SIZE	☐	☒
R254WX052	3/8"	10	100
R254WX053	1/2"	10	100
R254WX054	3/4"	5	50
R254WX055	1"	4	20
R254WX056	1 1/4"	4	20
R254WX057	1 1/2"	2	10
R254WX058	2"	2	10

Ball valve, with female-male threaded connections, specific for domestic water. Chrome plated brass finishing. Standard port. Green lever handle (water use).

INFO

The chrome plated version is last in production, the product will be replaced by the nickel plated version.



R253W

PRODUCT CODE	SIZE	☐	☒
R253WX002	3/8"	10	100
R253WX003	1/2"	10	100
R253WX004	3/4"	5	50
R253WX005	1"	5	50
R253WX006	1 1/4"	4	20

Ball valve, with male-male threaded connections, specific for domestic water. Chrome plated brass finishing. Standard port. Green T-handle (water use).

INFO

The chrome plated version is last in production, the product will be replaced by the nickel plated version.



R259W

PRODUCT CODE	SIZE	□	⊞
R259WX023	1/2"F x 1/2"M	1	50
R259WX024	1/2"F x 3/4"M	1	50
R259WX025	3/4"F x 3/4"M	1	20
R259WX026	3/4"F x 1"M	1	20
R259WX027	1"F x 1"M	1	20
R259WX028	1"F x 1 1/4"M	1	20
R259WX029	1 1/4"F x 1 1/4"M	1	20



Ball valve, with female-tail piece male threaded connections, specific for domestic water. Chrome plated brass finishing. Standard port. Green T-handle (water use).

INFO

The chrome plated version is last in production, the product will be replaced by the nickel plated version.

R840VW

PRODUCT CODE	SIZE	□	⊞
R840VY137	Ø42	2	12
R840VY138	Ø54	2	10



Ball valve, with press connections (for copper pipe complying with EN 1057; for stainless steel pipe complying with EN 10217-7 and EN 10312; for carbon steel pipe complying with EN 10305-3), specific for domestic water.

Tongs profile "V", "SA", "M". Full port. With black O-Ring complying with EN 681-1.

Temperature range: 5÷110 °C

Max. working pressure at 20 °C with water and not dangerous gas: 2,8 MPa (28 bar)

R841VT

PRODUCT CODE	SIZE	□	⊞
R841VY102	Ø18	5	50
R841VY103	Ø15	5	30
R841VY104	Ø22	3	30
R841VY105	Ø28	3	15
R841VY106	Ø35	2	10



Ball valve, with press connections (for copper pipe complying with EN 1057; for stainless steel pipe complying with EN 10217-7 and EN 10312; for carbon steel pipe complying with EN 10305-3), for pipes with high insulation thickness, specific for domestic water.

Tongs profile "V", "SA", "M". Full port. With black O-Ring complying with EN 681-1.

Temperature range: 5÷110 °C

Max. working pressure at 20 °C

with water and not dangerous gas:

3,5 MPa (35 bar) for Ø 15 - Ø 18 - Ø 22

2,8 MPa (28 bar) for Ø 28 - Ø 35

R851VT

PRODUCT CODE	SIZE	□	⊞
R851VY102	Ø18	5	50
R851VY103	Ø15	5	50
R851VY104	Ø22	3	30
R851VY105	Ø28	3	15
R851VY106	Ø35	2	10



Ball valve, with press connections (for copper pipe complying with EN 1057; for stainless steel pipe complying with EN 10217-7 and EN 10312; for carbon steel pipe complying with EN 10305-3), for pipes with high insulation thickness, specific for domestic water. Brass finishing. Full port. Extended T-handle with green, red and blue plates (water use). Pressable with "V", "SA" or "M" profile tongs.

R851VTS

PRODUCT CODE	SIZE	□	⊞
R851VY152	1/2"F x Ø18	5	50
R851VY153	1/2"F x Ø15	5	50
R851VY154	3/4"F x Ø22	3	30
R851VY155	1"F x Ø28	3	30



Ball valve, with press connections (for copper pipe complying with EN 1057; for stainless steel pipe complying with EN 10217-7 and EN 10312; for carbon steel pipe complying with EN 10305-3), for pipes with high insulation thickness, specific for domestic water, with drain cock with hose connection Ø9 mm. Brass finishing. Full port. Extended T-handle with green, red and blue plates (water use). Pressable with "V", "SA" or "M" profile tongs.

INFO

Drain cock 1/4".

R853VT

PRODUCT CODE	SIZE	□	⊞
R853VY102	1/2"M x Ø18	5	50
R853VY103	1/2"M x Ø15	5	50
R853VY104	3/4"M x Ø22	3	30
R853VY105	1"M x Ø28	3	30
R853VY106	1 1/4"M x Ø35	2	10



Ball valve, with male threaded-press connections (for copper pipe complying with EN 1057; for stainless steel pipe complying with EN 10217-7 and EN 10312; for carbon steel pipe complying with EN 10305-3), for pipes with high insulation thickness, specific for domestic water. Brass finishing. Full port. Extended T-handle with green, red and blue plates (water use). Pressable with "V", "SA" or "M" profile tongs.

R853VWL

PRODUCT CODE	SIZE	□	⊞
R853VY137	1 1/2" M x Ø42	2	10
R853VY138	2" F x Ø54	2	10

Ball valve, with male threaded-press connections (for copper pipe complying with EN 1057; for stainless steel pipe complying with EN 10217-7 and EN 10312; for carbon steel pipe complying with EN 10305-3), specific for domestic water. Brass finishing. Full port. Green lever handle (water use). Pressable with "V" profile tongs.



R854VT

PRODUCT CODE	SIZE	□	⊞
R854VY102	1/2" F x Ø18	5	50
R854VY103	1/2" F x Ø15	5	50
R854VY104	3/4" F x Ø22	3	30
R854VY105	1" F x Ø28	3	30
R854VY106	1 1/4" F x Ø35	2	20

Ball valve, with female threaded-press connections (for copper pipe complying with EN 1057; for stainless steel pipe complying with EN 10217-7 and EN 10312; for carbon steel pipe complying with EN 10305-3), for pipes with high insulation thickness, specific for domestic water. Brass finishing. Full port. Extended T-handle with green, red and blue plates (water use). Pressable with "V", "SA" or "M" profile tongs.



R854VWL

PRODUCT CODE	SIZE	□	⊞
R854VY137	1 1/2" F x Ø42	2	12
R854VY138	2" F x Ø54	2	10

Ball valve, with female threaded-press connections (for copper pipe complying with EN 1057; for stainless steel pipe complying with EN 10217-7 and EN 10312; for carbon steel pipe complying with EN 10305-3), specific for domestic water. Brass finishing. Full port. Green lever handle (water use). Pressable with "V" profile tongs.



R859VT

PRODUCT CODE	SIZE	□	⊞
R859VY102	1/2" M x Ø18	5	50
R859VY103	1/2" M x Ø15	5	50
R859VY104	3/4" M x Ø22	3	30
R859VY105	1" M x Ø28	3	15
R859VY106	1 1/4" M x Ø35	2	10

Ball valve, with tail piece male threaded-press connections (for copper pipe complying with EN 1057; for stainless steel pipe complying with EN 10217-7 and EN 10312; for carbon steel pipe complying with EN 10305-3), for pipes with high insulation thickness, specific for domestic water. Brass finishing. Full port. Extended T-handle with green, red and blue plates (water use). Pressable with "V", "SA" or "M" profile tongs.



MAIN FEATURES OF THE BALL VALVES WITH PRESS CONNECTIONS

MATERIALS

- Body in hot-stamped brass CW617N - EN 12165, with double black O-ring in alimentary-approved EPDM complying with EN 681-1
- Sleeve in hot-stamped brass CW617N - EN 12165, with double black O-ring in alimentary-approved EPDM complying with EN 681-1
- Stem in brass obtained from bar CW617N - EN 12164, with internal and external anti-friction rings and double O-ring seal
- Full port ball in UBA listed brass alloy
- Gaskets in PTFE with a low-friction profile
- Extended butterfly handle in glass-charged polyamide with steel reinforcement plate on the base for R851VT, or steel lever with green plastic covering for R850VW
- Nut with anti-corrosion chemical covering, safety seal and hologram.



- 1 All the brass alloys used are UBA listed
- 2 Stem with internal and external anti-friction ring and double O-ring seal.
- 3 Stem fitted from the inside, to offer greater protection against tampering.
- 4 The PTFE gaskets with low friction profile ensure easy opening/closure of the valve, whilst still guaranteeing a good seal.
- 5 2 O-rings on the press-on connection guarantee an excellent seal and improved pipe positioning during pressing (better guide).
- 6 Ball surface diamond-sanded and chrome-plated for a long lifespan.
- 7 Additional hole on the bottom of the ball, to guarantee a constant exchange of the water which settles between the ball and valve body during manoeuvre operations. This constant water change prevents the formation of bacterial colonies.

- 8 T-handle in shock-proof plastic or handle with plastic lever for greater resistance.
- 9 Possibility to replace the plate in the R851VT models, depending on the application: hot water (red), cold water (blue), or drinking water (green). All the Brass used in the DVGW green lever valves are UBA listed and comply with Italian Ministerial Decree No. 174 of 06/04/2004.



Valves with alternative threads, for water for heating/cooling systems, dangerous and not dangerous

⚠ WARNING

For information about product certification (applicability, field of use, terms of approval), please contact Giacomini technical support.

R910-U

NICKEL PLATED BRASS FINISHING

PRODUCT CODE	SIZE	☐	☒
R910UX003	1/2" NPT	10	100
R910UX004	3/4" NPT	5	50
R910UX005	1" NPT	5	25
R910UX006	1 1/4" NPT	4	20
R910UX007	1 1/2" NPT	2	10
R910UX008	2" NPT	2	10

BRASS FINISHING

PRODUCT CODE	SIZE	☐	☒
R910UY003	1/2" NPT FxF	10	100
R910UY004	3/4" NPT FxF	5	50
R910UY005	1" NPT FxF	5	25
R910UY006	1 1/4" NPT FxF	4	20
R910UY007	1 1/2" NPT FxF	2	10
R910UY008	2" NPT FxF	2	10
R910UY009	2 1/2" NPT FxF	2	4
R910UY010	3" NPT FxF	1	2
R910UY011	4" NPT FxF	1	-

DADO ball valve, with female-female connections. Nickel plated brass finishing or brass finishing. Full port. Red lever handle.

ⓘ INFO

For information about product certification (applicability, field of use, terms of approval), please contact Giacomini technical support.



R250D-U

PRODUCT CODE	SIZE	☐	☒
R250UY001	1/4" NPT	20	200
R250UY002	3/8" NPT	10	100
R250UY003	1/2" NPT	10	100
R250UY004	3/4" NPT	5	50
R250UY005	1" NPT	6	30
R250UY006	1 1/4" NPT	4	20
R250UY007	1 1/2" NPT	2	10
R250UY008	2" NPT	2	10
R250UY009	2 1/2" NPT	2	4
R250UY010	3" NPT	2	4
R250UY011	4" NPT	1	2

Ball valve, with female-female connections. Brass finishing. Standard port. Red lever handle.

ⓘ INFO

For information about product certification (applicability, field of use, terms of approval), please contact Giacomini technical support.



R850-U

PRODUCT CODE	SIZE	☐	☒
R850UY003	1/2" NPT	10	100
R850UY004	3/4" NPT	5	50
R850UY005	1" NPT	5	25
R850UY006	1 1/4" NPT	4	20
R850UY007	1 1/2" NPT	2	10
R850UY008	2" NPT	2	10

Ball valve, with female-female connections. Brass finishing. Full port. Red lever handle.

ⓘ INFO

For information about product certification (applicability, field of use, terms of approval), please contact Giacomini technical support.



R254D-U

PRODUCT CODE	SIZE	☐	☒
R254UY003	1/2" NPT	10	100
R254UY004	3/4" NPT	5	50
R254UY005	1" NPT	6	36
R254UY006	1 1/4" NPT	4	20

Ball valve, with female-male threaded connections. Brass finishing. Standard port. Red T-handle.

ⓘ INFO

For information about product certification (applicability, field of use, terms of approval), please contact Giacomini technical support.



↻ Cocks for water for heating/cooling systems and not dangerous gas

R248M

PRODUCT CODE	SIZE	☐	☒
R248Y003	1/2" M x 3/4" M	5	50
R248Y023	1/2" M x 3/4" M	5	50

Ball cock, with male-male threaded connections. Brass finishing. Standard port. Red T-handle or red T-handle one lug (water use).

① INFO

R248Y003: red T-handle.
R248Y023: red T-handle, one lug.



R608D

PRODUCT CODE	SIZE	☐	☒
R608DY113	1/2"	1	100
R608DY123	1/2"	1	100
R608DY133	1/2"	1	100

Ball cock, with self-sealing male threaded connection-hose connection. Brass finishing. Standard port. Red short lever handle (water use).

① INFO

R608DY113: with hose connection, nut and cap.
R608DY123: with hose connection and nut.
R608DY133: with cap only.



R248F

PRODUCT CODE	SIZE	☐	☒
R248Y004	1/2" F x 3/4" M	5	50
R248Y024	1/2" F x 3/4" M	5	50

Ball cock, with female-male threaded connections. Brass finishing. Standard port. Red T-handle or red T-handle one lug (water use).

① INFO

R248Y004: red T-handle.
R248Y024: red T-handle, one lug.



R609

PRODUCT CODE	SIZE	☐	☒
R609Y012	3/8"	10	100
R609Y013	1/2"	10	100
R609Y014	3/4"	5	50

Ball cock, with male-female threaded connections. Brass finishing. Standard port. Screwdriver bonnet handle (water use). For opening and closing operations use a screwdriver or a 5 mm Allen wrench.



R603

PRODUCT CODE	SIZE	☐	☒
R603X103	1/2"	5	50
R603X104	3/4"	5	50

Ball cock, with female-tail piece male threaded connections. Nickel plated brass finishing. Standard port. Red short lever handle (water use).



R610

PRODUCT CODE	SIZE	☐	☒
R610Y003	1/2"	10	100

Ball cock, with male-male threaded connections. Brass finishing. Standard port. Screwdriver bonnet handle (water use). For opening and closing operations use a screwdriver or a 5 mm Allen wrench.



R608

PRODUCT CODE	SIZE	☐	☒
R608Y012	3/8"	1	100
R608Y013	1/2"	1	100
R608Y014	3/4"	1	50
R608Y022	3/8"	1	100
R608Y023	1/2"	1	100
R608Y024	3/4"	1	50
R608Y033	1/2"	1	100
R608Y034	3/4"	1	100

Ball cock, with male threaded connection-hose connection. Brass finishing. Standard port. Screwdriver bonnet handle (water use). For opening and closing operations use a screwdriver or a 5 mm Allen wrench.

① INFO

R608Y012, R608Y013, R608Y014: with hose connection, nut and cap.
R608Y022, R608Y023, R608Y024: with hose connection and nut.
R608Y033, R608Y034: with cap only.



R611

PRODUCT CODE	SIZE	☐	☒
R611Y012	3/8"	10	100
R611Y013	1/2"	10	100
R611Y014	3/4"	5	50

Ball cock, with female-female threaded connections. Brass finishing. Standard port. Screwdriver bonnet handle (water use). For opening and closing operations use a screwdriver or a 5 mm Allen wrench.



R612

PRODUCT CODE	SIZE	☐	☒
R612Y003	1/2" x 16	10	100

Ball cock, with male threaded connection-base for adaptor. Brass finishing. Standard port. Screwdriver bonnet handle (water use). For opening and closing operations use a screwdriver or a 5 mm Allen wrench.



Under-sink and washing machine cocks

R613

PRODUCT CODE	SIZE	☐	⊞
R613X003	1/2" x 1/2"	2	90

Under-sink ball cock, with male-male threaded connections. Chrome plated brass finishing. Standard port. Plastic handle (water use).



R614

PRODUCT CODE	SIZE	☐	⊞
R614X004	1/2" x 3/4"	1	80

Washing machine ball cock, with male-male threaded connections. Chrome plated brass finishing. Standard port. Plastic handle (water use).



BIB cocks

R619

PRODUCT CODE	SIZE	☐	⊞
R619X103	1/2"	5	50

BIB cock, with male threaded connection-hose connection. Chrome plated brass finishing. Standard port. Red short lever handle (water use).



R621

PRODUCT CODE	SIZE	☐	⊞
R621X003	1/2"	5	50
R621X014	3/4"	5	50
R621X015	1"	3	30

BIB cock, with male threaded connection-hose connection. Chrome plated brass finishing. Standard port. Red lever handle (water use).



R620

PRODUCT CODE	SIZE	☐	⊞
R620X003	1/2"	5	50
R620X014	3/4"	5	50
R620X015	1"	3	30

BIB cock, with male threaded connection-hose connection. Chrome plated brass finishing. Standard port. Red T-handle (water use).



Accessories and spare parts

R622

PRODUCT CODE	SIZE	☐	⊞
R622X004	3/4"	1	200

Backflow preventer for hydraulic connection to the water distribution network with plastic pipes. Chrome plated brass.



R747

PRODUCT CODE	SIZE	☐	⊞
R747Y001	3/8" - 1/2"	100	1.000
R747Y002	3/4" - 1" - 1 1/4"	100	1.000
R747Y003	1 1/2" - 2"	100	1.000

Metallic locking plate for ball valves (placing this locking plate under the handle allows the valve to be locked in either open or closed position).



R749T

CHROME PLATED BRASS FINISHING

PRODUCT CODE	SIZE	☐	☒
R749TX101	3/8" - 1/2"	25	250
R749TX102	3/4" - 1" - 1 1/4"	10	100
R749TX103	1 1/2" - 2"	5	50
R749TX004	2 1/2" - 3"	5	50
R749TX005	4"	5	50

BRASS FINISHING

PRODUCT CODE	SIZE	☐	☒
R749TY101	3/8" - 1/2"	25	250
R749TY102	3/4" - 1" - 1 1/4"	10	100
R749TY103	1 1/2" - 2"	5	50
R749TY004	2 1/2" - 3"	5	50
R749TY005	4"	5	50

Cylinder extension for ball valves.

① INFO

R749TX101, R749TY101: for all the ball valves of 3/8", 1/2".
 R749TX102, R749TY102: for all the ball valves of 3/4", 1", 1 1/4".
 R749TX103, R749TY103: for all the ball valves of 1 1/2", 2".
 R749TX004, R749TY004: for ball valves R850, R250D of 2 1/2", 3".
 R749TX005, R749TY005: for valves R910 of 2 1/2", 3", 4" and valves R850, R250D of 4".



R749F

PRODUCT CODE	SIZE	☐	☒
R749FY001	3/8" - 1/2"	1	-
R749FY002	3/4" - 1" - 1 1/4"	1	-
R749FY003	1 1/2" - 2"	1	-

Plastic extended T-handle for ball valves, with red plate.



R37

CHROME PLATED BRASS FINISHING

PRODUCT CODE	SIZE	☐	☒
R37X003	1/2" x 3/4"	25	250
R37X004	3/4" x 1"	10	100

BRASS FINISHING

PRODUCT CODE	SIZE	☐	☒
R37Y003	1/2" x 3/4"	25	250
R37Y004	3/4" x 1"	10	100

Fitting for the meter connection.



P18L

BRASS FINISHING

PRODUCT CODE	SIZE	☐	☒
P18LY007	1 1/2" for R252, R285, R285L	1	20
P18LY008	1 1/2" for R287	1	25
P18LY009	2" - for R252, R285, R285L	1	20

Brass nut, female thread.



R288

PRODUCT CODE	SIZE	☐	☒
R288Y005	1"	25	250
R288Y006	1 1/4"	25	250

Plastic check valve for R285, R285L, R287M ball valves.

① INFO

R288Y005: for R285Y001, R285Y002, R285LY001, R285FY001, R287MY005.

R288Y006: for R285Y003, R285LY003, R285FY003.



R540F

PRODUCT CODE	SIZE	☐	☒
R540FY002	0=120 °C - red	1	6
R540FY022	0=120 °C - blue	1	6

Contact thermometer for R749F T-handle.

Scale 0=120 °C, Ø40 mm.



R625

CHROME PLATED BRASS FINISHING

PRODUCT CODE	SIZE	☐	☒
R625X002	3/8"	1	-
R625X003	1/2"	1	-
R625X004	3/4"	1	-
R625X014	1" x R620X014, R621X014 (1")	1	-
R625X015	1 1/4" x R620X015, R621X015 (1")	1	-

BRASS FINISHING

PRODUCT CODE	SIZE	☐	☒
R625Y002	3/8"	1	-
R625Y003	1/2"	1	-
R625Y004	3/4"	1	-

Nut and hose connection for ball cocks.



P31LR

PRODUCT CODE	SIZE	☐	☒
P31LRY001	1/4"	1	-
P31LRY005	2 1/2" - 3"	1	-
P31LRY006	4"	1	-
P31LRY102	3/8" - 1/2"	1	-
P31LRY103	3/4" - 1" - 1 1/4"	1	-
P31LRY104	1 1/2" - 2"	1	-

Red lever handle for ball valves.

① INFO

Please indicate in your order the model and the relative size of the valve.



P31LG

PRODUCT CODE	SIZE	☐	☒
P31LGY001	1/4"	1	-
P31LGY005	2 1/2" - 3"	1	-
P31LGY006	4"	1	-
P31LGY102	3/8" - 1/2"	1	-
P31LGY103	3/4" - 1" - 1 1/4"	1	-
P31LGY104	1 1/2" - 2"	1	-

Yellow lever handle for ball valves.

INFO

Please indicate in your order the model and the relative size of the valve.



P22F

PRODUCT CODE	SIZE	☐	☒
P22FY001	3/8" - 1/2" (red)	1	-
P22FY003	3/4" (red)	1	-
P22FY011	3/8" - 1/2" (yellow)	1	-
P22FY013	3/4" (yellow)	1	-

Metallic red handle for ball cocks.

INFO

Please indicate in your order the model and the relative size of the valve.



P31LV

PRODUCT CODE	SIZE	☐	☒
P31LVY102	3/8" - 1/2"	1	100
P31LVY103	3/4" - 1" - 1 1/4"	1	25
P31LVY104	1 1/2" - 2"	1	25

Green lever handle for ball valves.

INFO

Please indicate in your order the model and the relative size of the valve.



P22L

PRODUCT CODE	SIZE	☐	☒
P22LY001	3/8" - 1/2" (red)	1	-
P22LY003	3/4" (red)	1	-
P22LY011	3/8" - 1/2" (yellow)	1	-
P22LY013	3/4" (yellow)	1	-

Metallic red short lever for ball cocks.

INFO

Please indicate in your order the model and the relative size of the valve.



P31FR

PRODUCT CODE	SIZE	☐	☒
P31FRY001	1/4"	1	-
P31FRY002	3/8" - 1/2"	1	-
P31FRY003	3/4" - 1" - 1 1/4"	1	-

Red T-handle for ball valves.

INFO

Please indicate in your order the model and the relative size of the valve.



P23F

PRODUCT CODE	SIZE	☐	☒
P23FY002	3/8"	1	-
P23FY003	1/2"	1	-
P23FY004	3/4"	1	-

Brass cap and chain for ball cocks.



P31FG

PRODUCT CODE	SIZE	☐	☒
P31FGY001	1/4"	1	-
P31FGY002	3/8" - 1/2"	1	-
P31FGY003	3/4" - 1" - 1 1/4"	1	-

Yellow T-handle for ball valves.

INFO

Please indicate in your order the model and the relative size of the valve.



P23M

PRODUCT CODE	SIZE	☐	☒
P23MY002	3/8"	1	-
P23MY003	1/2"	1	-
P23MY004	3/4"	1	-

Brass plug and chain for ball cocks.



P31FV

PRODUCT CODE	SIZE	☐	☒
P31FVY002	3/8" - 1/2"	1	-
P31FVY003	3/4" - 1" - 1 1/4"	1	-

Green T-handle for ball valves.

INFO

Please indicate in your order the model and the relative size of the valve.



P57G

PRODUCT CODE	SIZE	☐	☒
P57GY007	1 1/2"	50	500
P57GY008	2" x R252	200	1.000
P57GY014	3/4" x R37 1/2"	50	500
P57GY015	1" x R37 3/4"	50	500

Spare gasket for flat seats.



Technical and dimensional data

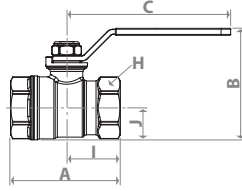
⚠ WARNING

Check the operating conditions by referring to the specific Technical Datasheet

DIMENSIONS IN MM

R950

SIZE	DN	A	I	B	J	C	H	KV
1/4"	8	43	21	36	10	43	17	6,9
3/8"	10	49	25	47	13	77	21	7
1/2"	15	60	30	53	16	77	26	13,3
3/4"	20	68	34	69	21	95	32	25,8
1"	25	81	41	77	25	95	41	50,9
1 1/4"	32	95	48	87	30	95	50	103
1 1/2"	40	104	52	107	36	137	55	147
2"	50	126	63	122	44	137	70	222

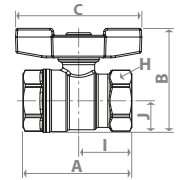


Min. working temperature:
 Max. working conditions with dry saturated steam:
 Max. working pressure at 20 °C with water and not dangerous gas:
 Temperature range with dangerous gas and liquid hydrocarbons:
 Max. working pressure at 20 °C with liquid hydrocarbons:
 Max. operating pressure (MOP) with dangerous gas:

-20 °C with 50 % glycol solutions
 185 °C with 1,05 MPa (10,5 bar)
 4,2 MPa (42 bar) for 1/4" - 3/8" - 1/2" - 3/4"
 3,5 MPa (35 bar) for 1" - 1 1/4" - 1 1/2" - 2"
 -20+60 °C
 1,2 MPa (12 bar)
 0,5 MPa (5 bar)

R951

SIZE	DN	A	I	B	J	C	H	KV
1/4"	8	43	21	36	10	42	17	6,9
3/8"	10	49	25	47	13	63	21	7
1/2"	15	60	30	53	16	63	26	13,3
3/4"	20	68	34	69	21	77	32	25,8
1"	25	81	41	77	25	77	41	50,9
1 1/4"	32	95	48	87	30	77	50	103

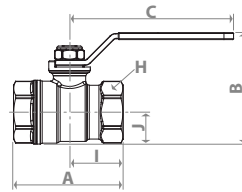


Min. working temperature:
 Max. working conditions with dry saturated steam:
 Max. working pressure at 20 °C with water and not dangerous gas:
 Temperature range with dangerous gas and liquid hydrocarbons:
 Max. working pressure at 20 °C with liquid hydrocarbons:
 Max. operating pressure (MOP) with dangerous gas:

-20 °C with 50 % glycol solutions
 185 °C with 1,05 MPa (10,5 bar)
 4,2 MPa (42 bar) for 1/4" - 3/8" - 1/2" - 3/4"
 3,5 MPa (35 bar) for 1" - 1 1/4"
 -20+60 °C
 1,2 MPa (12 bar)
 0,5 MPa (5 bar)

R910

SIZE	DN	A	I	B	J	C	H	KV
3/8"	10	50	25	47	13	77	21	7
1/2"	15	57	28	53	16	77	25	13,3
3/4"	20	62	31	70	21	95	32	25,8
1"	25	76	38	78	25	95	39	50,9
1 1/4"	32	86	43	88	30	95	47	103
1 1/2"	40	97	48	109	37	137	54	147
2"	50	111	55	125	46	137	67	222
2 1/2"	65	153	76	170	58	187	82	336
3"	80	173	87	189	68	187	96	377
4"	100	217	108	242	88	257	126	645

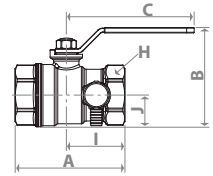


Min. working temperature:
 Max. working conditions with dry saturated steam:
 Max. working pressure at 20 °C with water and not dangerous gas:
 Temperature range with dangerous gas and liquid hydrocarbons:
 Max. working pressure at 20 °C with liquid hydrocarbons:
 Max. operating pressure (MOP) with dangerous gas:

-20 °C with 50 % glycol solutions
 185 °C with 1,05 MPa (10,5 bar)
 4,2 MPa (42 bar) for 3/8" - 1/2" - 3/4"
 3,5 MPa (35 bar) for 1" - 1 1/4" - 1 1/2" - 2"
 2,8 MPa (28 bar) for 2 1/2" - 3" - 4"
 -20+60 °C
 1,2 MPa (12 bar)
 0,5 MPa (5 bar)

R910S

SIZE	DN	A	I	B	J	C	H	KV
1/2"	15	62	34	52	16	77	25	13,3
3/4"	20	68	37	69	21	95	32	25,8
1"	25	82	44	77	25	95	39	50,9
1 1/4"	32	100	57	87	30	95	47	103
1 1/2"	40	110	62	108	37	137	54	147
2"	50	125	69	124	46	137	67	222

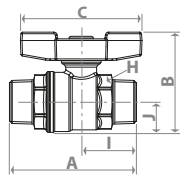


Temperature range with water and not dangerous gas:
 Max. working pressure at 20 °C with water and not dangerous gas:

-20+120 °C (-20 °C with 50 % glycol solutions)
 4,2 MPa (42 bar) for 1/2" - 3/4"

R913

SIZE	DN	A	I	B	J	C	H	KV
3/8"	10	63	28	49	13	63	21	7
1/2"	15	74	34	55	17	63	25	13,3
3/4"	20	82	38	64	21	73	32	25,8
1"	25	93	44	73	25	73	39	50,9
1 1/4"	32	108	50	82	30	73	47	103

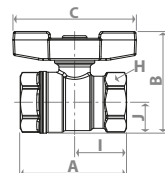


Min. working temperature:
 Max. working conditions with dry saturated steam:
 Max. working pressure at 20 °C with water and not dangerous gas:

-20 °C with 50 % glycol solutions
 185 °C with 1,05 MPa (10,5 bar)
 4,2 MPa (42 bar) for 3/8" - 1/2" - 3/4"
 3,5 MPa (35 bar) for 1" - 1 1/4"

R911

SIZE	DN	A	I	B	J	C	H	KV
3/8"	10	49	25	48	13	63	21	7
1/2"	15	56	28	56	16	63	25	13,3
3/4"	20	62	31	64	21	73	32	25,8
1"	25	76	38	72	25	73	39	50,9
1 1/4"	32	86	43	82	30	73	47	103

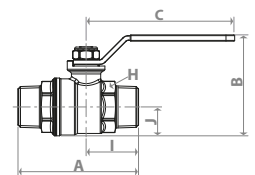


Min. working temperature:
 Max. working conditions with dry saturated steam:
 Max. working pressure at 20 °C with water and not dangerous gas:
 Temperature range with dangerous gas and liquid hydrocarbons:
 Max. working pressure at 20 °C with liquid hydrocarbons:
 Max. operating pressure (MOP) with dangerous gas:

-20 °C with 50 % glycol solutions
 185 °C with 1,05 MPa (10,5 bar)
 4,2 MPa (42 bar) for 3/8" - 1/2" - 3/4"
 3,5 MPa (35 bar) for 1" - 1 1/4"
 -20+60 °C
 1,2 MPa (12 bar)
 0,5 MPa (5 bar)

R913L

SIZE	DN	A	I	B	J	C	H	KV
3/8"	10	63	28	46	13	77	21	7
1/2"	15	73	34	52	16	77	25	13,3
3/4"	20	82	38	69	21	95	32	25,8
1"	25	92	44	77	25	95	39	50,9
1 1/4"	32	108	50	87	30	95	47	103



Min. working temperature:
 Max. working conditions with dry saturated steam:
 Max. working pressure at 20 °C with water and not dangerous gas:

-20 °C with 50 % glycol solutions
 185 °C with 1,05 MPa (10,5 bar)
 4,2 MPa (42 bar) for 3/8" - 1/2" - 3/4"
 3,5 MPa (35 bar) for 1" - 1 1/4"

R914L

SIZE	DN	A	I	B	J	C	H	KV
1/4"	8	51	21	36	10	42	17	6,9
3/8"	10	59	25	46	13	77	21	7
1/2"	15	68	28	52	16	77	25	13,3
3/4"	20	76	31	69	21	95	32	25,8
1"	25	88	39	77	25	95	39	50,9
1 1/4"	32	102	43	87	30	95	47	103
1 1/2"	40	105	48	108	37	137	54	147
2"	50	124	55	124	46	137	67	222

Min. working temperature:

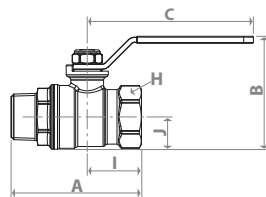
Max. working conditions with dry saturated steam:

Max. working pressure at 20 °C with water and not dangerous gas:

Temperature range with dangerous gas and liquid hydrocarbons:

Max. working pressure at 20 °C with liquid hydrocarbons:

Max. operating pressure (MOP) with dangerous gas:



-20 °C with 50 % glycol solutions

185 °C with 1,05 MPa (10,5 bar)

4,2 MPa (42 bar) for 1/4" - 3/8" - 1/2" - 3/4"

3,5 MPa (35 bar) for 1" - 1 1/4" - 1 1/2" - 2"

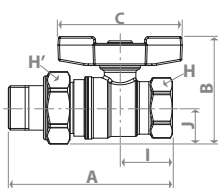
-20+60 °C

1,2 MPa (12 bar)

0,5 MPa (5 bar)

R919

SIZE	DN	A	I	B	J	C	H	H'	KV
1/2" F X 1/2" M	15	88	28	55	17	63	25	30	13,3
1/2" F X 3/4" M	15	90	28	59	21	63	25	38	13,3
3/4" F X 3/4" M	20	97	32	65	22	73	32	38	25,8
3/4" F X 1" M	20	101	31	67	23	73	32	46	25,8
1" F X 1" M	25	109	38	72	25	73	39	46	50,9
1" F X 1 1/4" M	25	115	38	77	30	73	39	53	50,9
1 1/4" F X 1 1/4" M	32	123	43	82	30	73	48	53	103



Min. working temperature:

Max. working conditions with dry saturated steam:

Max. working pressure at 20 °C with water and not dangerous gas:

Temperature range with dangerous gas and liquid hydrocarbons:

Max. working pressure at 20 °C with liquid hydrocarbons:

Max. operating pressure (MOP) with dangerous gas:

-20 °C with 50 % glycol solutions

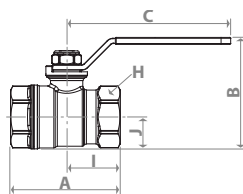
185 °C with 1,05 MPa (10,5 bar)

4,2 MPa (42 bar) for 1/2" F - 3/4" F

3,5 MPa (35 bar) for 1" F - 1 1/4" F

R850

SIZE	DN	A	I	B	J	C	H	KV
1/4"	8	43	21	36	10	43	17	6,6
3/8"	10	46	23	45	13	77	20	6,7
1/2"	15	53	27	51	16	77	25	12,7
3/4"	20	60	30	67	20	95	31	24,6
1"	25	74	37	76	25	95	38	48,5
1 1/4"	32	84	42	85	29	95	47	98
1 1/2"	40	95	47	104	35	137	54	140
2"	50	109	54	120	43	137	66	211



Min. working temperature:

Max. working conditions with dry saturated steam:

Max. working pressure at 20 °C with water and not dangerous gas:

Temperature range with dangerous gas and liquid hydrocarbons:

Max. working pressure at 20 °C with liquid hydrocarbons:

Max. operating pressure (MOP) with dangerous gas:

-20 °C with 50 % glycol solutions

185 °C with 1,05 MPa (10,5 bar)

3,5 MPa (35 bar) for 1/4" - 3/8" - 1/2" - 3/4"

2,8 MPa (28 bar) for 1" - 1 1/4" - 1 1/2" - 2"

-20+60 °C

1,2 MPa (12 bar)

0,5 MPa (5 bar)

R851T

SIZE	DN	A	I	B	J	C	H	KV
1/2"	15	53	27	73	35	63	25	12,7
3/4"	20	60	30	80	37	73	31	24,6
1"	25	74	37	86	39	73	38	48,5

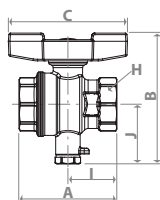
Temperature range with water and not dangerous gas:

-20+120 °C (-20 °C with 50 % glycol solutions)

Max. working pressure at 20 °C with water and not dangerous gas:

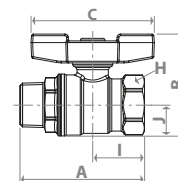
3,5 MPa (35 bar) for 1/2" - 3/4"

2,8 MPa (28 bar) for 1"



R914

SIZE	DN	A	I	B	J	C	H	KV
1/4"	8	51	21	35	10	40	17	6,9
3/8"	10	59	25	48	13	63	21	7
1/2"	15	68	28	55	16	63	25	13,3
3/4"	20	76	31	64	21	73	32	25,8
1"	25	87	38	72	25	73	39	50,9
1 1/4"	32	102	43	82	30	73	47	103



Min. working temperature:

Max. working conditions with dry saturated steam:

Max. working pressure at 20 °C with water and not dangerous gas:

Temperature range with dangerous gas and liquid hydrocarbons:

Max. working pressure at 20 °C with liquid hydrocarbons:

Max. operating pressure (MOP) with dangerous gas:

-20 °C with 50 % glycol solutions

185 °C with 1,05 MPa (10,5 bar)

4,2 MPa (42 bar) for 1/4" - 3/8" - 1/2" - 3/4"

3,5 MPa (35 bar) for 1" - 1 1/4"

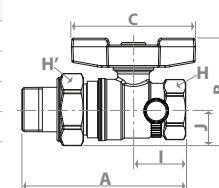
-20+60 °C

1,2 MPa (12 bar)

0,5 MPa (5 bar)

R919S

SIZE	DN	A	I	B	J	C	H	H'	KV
1/2" F X 1/2" M	15	93	34	55	17	63	25	30	13,3
3/4" F X 3/4" M	20	103	37	65	21	73	32	38	25,8
1" F X 1" M	25	115	44	72	26	73	39	46	50,9
1 1/4" F X 1 1/4" M	32	137	57	82	30	73	48	53	103



Temperature range with water and not dangerous gas:

Max. working pressure at 20 °C with water and not dangerous gas:

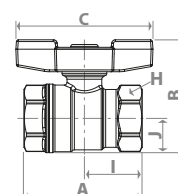
-20+120 °C (-20 °C with 50 % glycol solutions)

4,2 MPa (42 bar) for 1/2" - 3/4"

3,5 MPa (35 bar) for 1" - 1 1/4"

R851

SIZE	DN	A	I	B	J	C	H	KV
1/4"	8	43	21	35	10	40	17	6,6
3/8"	10	46	23	48	13	63	20	6,7
1/2"	15	53	27	54	16	63	25	12,7
3/4"	20	60	30	63	20	73	31	24,6
1"	25	74	37	72	25	73	38	48,5
1 1/4"	32	84	42	82	29	73	47	98



Min. working temperature:

Max. working conditions with dry saturated steam:

Max. working pressure at 20 °C with water and not dangerous gas:

Temperature range with dangerous gas and liquid hydrocarbons:

Max. working pressure at 20 °C with liquid hydrocarbons:

Max. operating pressure (MOP) with dangerous gas:

-20 °C with 50 % glycol solutions

185 °C with 1,05 MPa (10,5 bar)

3,5 MPa (35 bar) for 1/4" - 3/8" - 1/2" - 3/4"

2,8 MPa (28 bar) for 1" - 1 1/4"

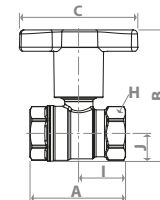
-20+60 °C

1,2 MPa (12 bar)

0,5 MPa (5 bar)

R851TH

SIZE	DN	A	I	B	J	C	H	KV
3/8"	10	46	23	73	13	78	20	6,7
1/2"	15	53	27	80	16	78	25	12,7
3/4"	20	60	30	89	20	78	31	24,6
1"	25	74	37	98	24	78	38	48,5
1 1/4"	32	84	42	108	30	78	47	98
1 1/2"	40	95	47	141	35	96	54	140
2"	50	109	54	156	43	96	66	211



Temperature range with water and not dangerous gas:

Max. working pressure at 20 °C with water and not dangerous gas:

-20+110 °C (-20 °C with 50 % glycol solutions),

possibility of 120 °C for short periods of time

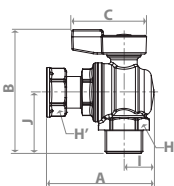
3,5 MPa (35 bar) for 3/8" - 1/2" - 3/4"

2,8 MPa (28 bar) for 1" - 1 1/4" - 1 1/2" - 2"

R780P-1

SIZE	DN	A	I	B	J	C	H	H'	KV
1/2" M x nut 1/2" F	15	65	17	78	40	44	26	24	4,8
3/4" M x nut 3/4" F	20	75	21	86	43	52	32	30	8

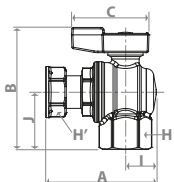
Temperature range with water and not dangerous gas:
 -20÷120 °C (-20 °C with 50 % glycol solutions)
 Max. working pressure at 20 °C with water and not dangerous gas:
 1,6 MPa (16 bar)



R781P-1

SIZE	DN	A	I	B	J	C	H	H'	KV
1/2" F x nut 1/2" F	15	65	17	71	33	44	26	24	4,8
3/4" F x nut 3/4" F	20	75	21	83	39	52	31	30	8

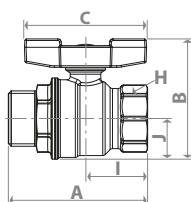
Temperature range with water and not dangerous gas:
 -20÷120 °C (-20 °C with 50 % glycol solutions)
 Max. working pressure at 20 °C with water and not dangerous gas:
 1,6 MPa (16 bar)



R854

SIZE	DN	A	I	B	J	C	H	KV
1/2"	15	64	27	54	16	63	25	12,7
3/4"	20	72	30	64	20	73	31	24,6
1"	25	83	37	72	24	73	38	48,5
1 1/4"	32	97	42	82	29	73	47	98

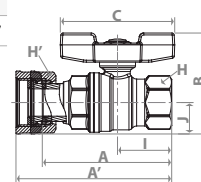
Min. working temperature:
 -20 °C with 50 % glycol solutions
 Max. working conditions with dry saturated steam:
 185 °C with 1,05 MPa (10,5 bar)
 Max. working pressure at 20 °C with water and not dangerous gas:
 3,5 MPa (35 bar) for 1/2" - 3/4"
 2,8 MPa (28 bar) for 1" - 1 1/4"
 -20÷60 °C
 1,2 MPa (12 bar)
 0,5 MPa (5 bar)



R752

SIZE	DN	A	A'	I	B	J	C	H	H'	KV
1/2" F x nut 3/4" F	15	74	82	30	56	18	63	26	30	12,7

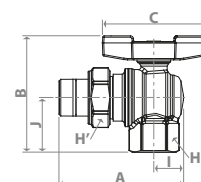
Temperature range with water and not dangerous gas:
 -20÷120 °C (-20 °C with 50 % glycol solutions)
 Max. working pressure at 20 °C with water and not dangerous gas:
 4,2 MPa (42 bar)



R789

SIZE	DN	A	I	B	J	C	H	H'	KV
1/2" F x 1/2" M	15	79	18	71	33	63	26	30	4,8
3/4" F x 3/4" M	20	89	21	82	39	73	32	38	8
1" F x 1" M	25	100	25	94	46	73	41	46	21,3

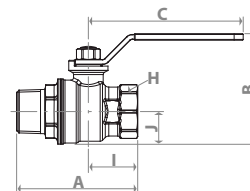
Temperature range with water and not dangerous gas:
 -20÷120 °C (-20 °C with 50 % glycol solutions)
 Max. working pressure at 20 °C with water and not dangerous gas:
 1,6 MPa (16 bar)



R854L

SIZE	DN	A	I	B	J	C	H	KV
1/2"	15	66	27	52	16	77	25	12,7
3/4"	20	74	30	67	20	94	31	24,6
1"	25	86	37	76	24	94	38	48,5
1 1/4"	32	100	42	85	29	94	47	98
1 1/2"	40	110	47	105	35	136	54	140
2"	50	129	54	120	43	136	67	211

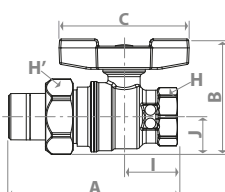
Min. working temperature:
 -20 °C with 50 % glycol solutions
 Max. working conditions with dry saturated steam:
 185 °C with 1,05 MPa (10,5 bar)
 Max. working pressure at 20 °C with water and not dangerous gas:
 3,5 MPa (35 bar) for 1/2" - 3/4"
 2,8 MPa (28 bar) for 1" - 1 1/4" - 1 1/2" - 2"
 -20÷60 °C
 1,2 MPa (12 bar)
 0,5 MPa (5 bar)



R859

SIZE	DN	A	I	B	J	C	H	H'	KV
1/2" F x 1/2" M	15	74	27	54	16	63	25	30	12,7
3/4" F x 3/4" M	20	83	30	64	20	73	31	38	24,6
1" F x 1" M	25	95	31	72	24	73	38	46	48,5
1 1/4" F x 1 1/4" M	32	112	42	82	30	73	47	53	98

Min. working temperature:
 -20 °C with 50 % glycol solutions
 Max. working conditions with dry saturated steam:
 185 °C with 1,05 MPa (10,5 bar)
 Max. working pressure at 20 °C with water and not dangerous gas:
 3,5 MPa (35 bar) for 1/2" - 3/4"
 2,8 MPa (28 bar) for 1" - 1 1/4"

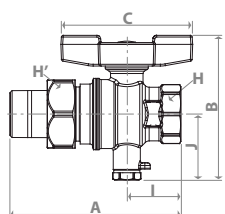


185 °C with 1,05 MPa (10,5 bar)
 3,5 MPa (35 bar) for 1/2" - 3/4"
 2,8 MPa (28 bar) for 1" - 1 1/4"

R859T

SIZE	DN	A	I	B	J	C	H	H'	KV
3/4" F x 3/4" M	20	95	30	80	36	73	31	38	24,6
3/4" F x 1" M	20	100	30	80	36	73	31	46	24,6
1" F x 1" M	25	108	37	84	38	73	38	46	48,5

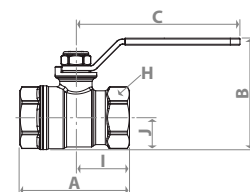
Temperature range with water and not dangerous gas:
 -20÷120 °C (-20 °C with 50 % glycol solutions)
 Max. working pressure at 20 °C with water and not dangerous gas:
 3,5 MPa (35 bar) for 3/4"
 2,8 MPa (28 bar) for 1"



R250D

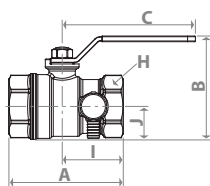
SIZE	DN	A	I	B	J	C	H	KV
1/4"	8	43	21	36	10	43	17	6,6
3/8"	10	45	22	46	14	77	21	6,7
1/2"	14	54	27	49	15	77	25	10,2
3/4"	18	63	31	64	18	94	32	18,5
1"	22	75	38	73	23	94	39	36,3
1 1/4"	28	84	42	82	28	94	48	73,5
1 1/2"	35	93	46	100	33	136	55	105
2"	45	107	54	115	41	136	67	158
2 1/2"	58	146	73	154	52	173	82	240
3"	68	160	80	169	60	173	98	269
4"	90	207	104	207	77	187	122	461

Min. working temperature:
 -20 °C with 50 % glycol solutions
 Max. working conditions with dry saturated steam:
 185 °C with 1,05 MPa (10,5 bar)
 Max. working pressure at 20 °C with water and not dangerous gas:
 4,2 MPa (42 bar) for 1/4" - 3/8" - 1/2" - 3/4"
 3,5 MPa (35 bar) for 1" - 1 1/4" - 1 1/2" - 2"
 2,8 MPa (28 bar) for 2 1/2" - 3" - 4"
 -20÷60 °C
 1,2 MPa (12 bar)
 0,5 MPa (5 bar)



R250DS

SIZE	DN	A	I	B	J	C	H	KV
1/2"	14	59	32	49	15	77	25	10,2
3/4"	18	69	36	64	18	94	32	18,5
1"	22	81	43	73	23	94	39	36,3
1 1/4"	28	98	56	82	28	94	48	73,5
1 1/2"	35	107	60	100	33	136	55	105
2"	45	121	67	115	41	136	67	158

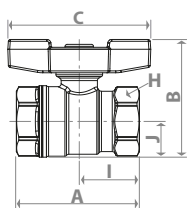


Temperature range with water and not dangerous gas:
Max. working pressure at 20 °C with water and not dangerous gas:

-20÷120 °C (-20 °C with 50 % glycol solutions)
4,2 MPa (42 bar) for 1/2" - 3/4"
3,5 MPa (35 bar) for 1" - 1 1/4" - 1 1/2" - 2"

R251D

SIZE	DN	A	I	B	J	C	H	KV
1/4"	8	43	21	35	10	40	17	6,6
3/8"	10	45	22	46	14	63	21	6,7
1/2"	14	54	27	51	15	63	25	10,2
3/4"	18	63	31	60	18	73	32	18,5
1"	22	75	38	73	23	73	39	36,3
1 1/4"	28	84	42	78	28	73	48	73,5



Min. working temperature:
Max. working conditions with dry saturated steam:
Max. working pressure at 20 °C with water and not dangerous gas:

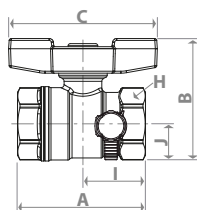
-20 °C with 50 % glycol solutions
185 °C with 1,05 MPa (10,5 bar)
4,2 MPa (42 bar) per 1/4" - 3/8" - 1/2" - 3/4"
3,5 MPa (35 bar) for 1" - 1 1/4"

Temperature range with dangerous gas and liquid hydrocarbons:
Max. working pressure at 20 °C with liquid hydrocarbons:
Max. operating pressure (MOP) with dangerous gas:

-20÷60 °C
1,2 MPa (12 bar)
0,5 MPa (5 bar)

R251S

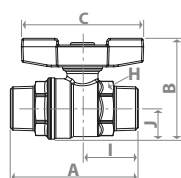
SIZE	DN	A	I	B	J	C	H	KV
1/2"	14	59	32	50	15	63	25	10,2
3/4"	18	69	36	60	18	73	32	18,5
1"	22	81	43	69	23	73	39	36,3



Temperature range with water and not dangerous gas:
-20÷120 °C (-20 °C with 50 % glycol solutions)
Max. working pressure at 20 °C with water and not dangerous gas:
4,2 MPa (42 bar) for 1/2" - 3/4"
3,5 MPa (35 bar) per 1"

R253D

SIZE	DN	A	I	B	J	C	H	KV
3/8"	10	58	26	49	14	63	19	6,7
1/2"	14	66	29	51	15	63	22	10,2
3/4"	18	79	33	60	19	73	29	18,5
1"	22	91	40	69	23	73	36	36,3
1 1/4"	28	108	47	78	28	73	44	73,5

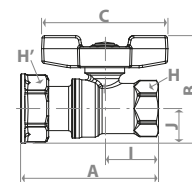


Min. working temperature:
Max. working conditions with dry saturated steam:
Max. working pressure at 20 °C with water and not dangerous gas:

-20 °C with 50 % glycol solutions
185 °C with 1,05 MPa (10,5 bar)
4,2 MPa (42 bar) for 3/8" - 1/2" - 3/4"
3,5 MPa (35 bar) for 1" - 1 1/4"

R251P

SIZE	DN	A	I	B	J	C	H	H'	KV
1/2" F x nut 3/4" F	14	76	27	54	18	63	25	30	10,2
3/4" F x nut 3/4" F	14	76	28	54	18	63	32	30	10,2
3/4" F x nut 1" F	18	85	31	63	21	73	32	37	18,5
1" F x nut 1" F	22	105	38	69	23	73	40	37	36,3

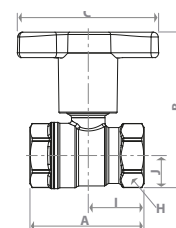


Min. working temperature:
-20 °C with 50 % glycol solutions
Max. working conditions with dry saturated steam:
Max. working pressure at 20 °C with water and not dangerous gas:

185 °C with 1,05 MPa (10,5 bar)
4,2 MPa (42 bar) for 1/2" F - 3/4" F
3,5 MPa (35 bar) for 1" F

R251TH

SIZE	DN	A	I	B	J	C	H	KV
3/8"	10	45	23	75	14	78	21	6,7
1/2"	14	54	27	77	15	78	25	10,2
3/4"	18	63	31	86	18	78	32	18,5
1"	22	72	38	95	23	78	39	36,3
1 1/4"	28	82	42	104	28	78	48	73,5
1 1/2"	35	91	46	136	33	98	55	105
2"	45	105	54	152	41	98	67	158

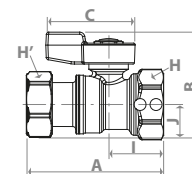


Temperature range with water and not dangerous gas:
-20÷110 °C (-20 °C with 50 % glycol solutions), possibility of 120 °C for short periods of time
Max. working pressure at 20 °C with water and not dangerous gas:

4,2 MPa (42 bar) for 3/8" - 1/2" - 3/4"
3,5 MPa (35 bar) for 1" - 1 1/4" - 1 1/2" - 2"

R251P-1

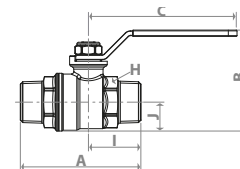
SIZE	DN	A	I	B	J	C	H	H'	KV
1/2" F x nut 1/2" F	14	68	27	51	15	44	25	24	10,2
3/4" F x nut 3/4" F	14	76	28	54	18	52	32	30	10,2



Temperature range with water and not dangerous gas:
-20÷120 °C (-20 °C with 50 % glycol solutions)
Max. working pressure at 20 °C with water and not dangerous gas:
1,6 MPa (16 bar)

R253DL

SIZE	DN	A	I	B	J	C	H	KV
3/8"	10	58	26	49	14	77	19	6,7
1/2"	14	66	29	51	15	77	22	10,2
3/4"	18	79	33	60	19	94	29	18,5
1"	22	91	40	69	23	94	36	36,3
1 1/4"	28	108	47	78	28	94	44	73,5

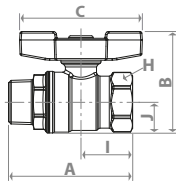


Min. working temperature:
Max. working conditions with dry saturated steam:
Max. working pressure at 20 °C with water and not dangerous gas:

-20 °C with 50 % glycol solutions
185 °C with 1,05 MPa (10,5 bar)
4,2 MPa (42 bar) for 3/8" - 1/2" - 3/4"
3,5 MPa (35 bar) for 1" - 1 1/4"

R254D

SIZE	DN	A	I	B	J	C	H	KV
1/4"	8	51	21	35	10	40	17	6,6
3/8"	10	55	22	46	14	63	21	6,7
1/2"	14	64	27	51	15	63	25	10,2
3/4"	18	76	31	60	18	73	32	18,5
1"	22	89	38	69	23	73	39	36,3
1 1/4"	28	100	42	78	28	73	48	73,5



Min. working temperature:

Max. working conditions with dry saturated steam:

Max. working pressure at 20 °C with water and not dangerous gas:

Temperature range with dangerous gas and liquid hydrocarbons:

Max. working pressure at 20 °C with liquid hydrocarbons:

Max. operating pressure (MOP) with dangerous gas:

-20 °C with 50 % glycol solutions

185 °C with 1,05 MPa (10,5 bar)

4,2 MPa (42 bar) for 1/4" - 3/8" - 1/2" - 3/4"

3,5 MPa (35 bar) for 1" - 1 1/4"

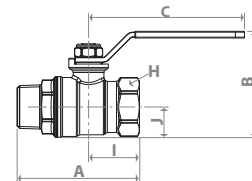
-20÷60 °C

1,2 MPa (12 bar)

0,5 MPa (5 bar)

R254DL

SIZE	DN	A	I	B	J	C	H	KV
1/4"	8	51	21	36	10	43	17	6,6
3/8"	10	55	22	46	14	77	21	6,7
1/2"	14	64	27	49	15	77	25	10,2
3/4"	18	76	31	64	18	94	32	18,5
1"	22	89	38	73	23	94	39	36,3
1 1/4"	28	100	42	82	28	94	48	73,5
1 1/2"	35	105	46	100	33	136	55	105
2"	45	124	54	115	41	136	67	158



Min. working temperature:

Max. working conditions with dry saturated steam:

Max. working pressure at 20 °C with water and not dangerous gas:

Temperature range with dangerous gas and liquid hydrocarbons:

Max. working pressure at 20 °C with liquid hydrocarbons:

Max. operating pressure (MOP) with dangerous gas:

-20 °C with 50 % glycol solutions

185 °C with 1,05 MPa (10,5 bar)

4,2 MPa (42 bar) for 1/4" - 3/8" - 1/2" - 3/4"

3,5 MPa (35 bar) for 1" - 1 1/4" - 1 1/2" - 2"

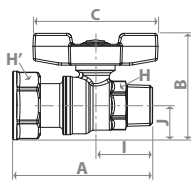
-20÷60 °C

1,2 MPa (12 bar)

0,5 MPa (5 bar)

R254P

SIZE	DN	A	I	B	J	C	H	H'	KV
1/2" M x nut 3/4" F	14	71	29	54	18	63	22	30	10,2
3/4" M x nut 3/4" F	14	75	35	54	18	63	27	30	10,2



Min. working temperature:

-20 °C with 50 % glycol solutions

Max. working conditions with dry saturated steam:

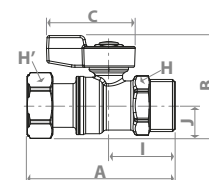
185 °C with 1,05 MPa (10,5 bar)

Max. working pressure at 20 °C with water and not dangerous gas:

4,2 MPa (42 bar) for 1/2" M - 3/4" M

R254P-1

SIZE	DN	A	I	B	J	C	H	H'	KV
1/2" M x nut 1/2" F	14	70	29	51	15	44	22	24	10,2
3/4" M x nut 3/4" F	14	75	34	52	18	52	27	30	10,2



Temperature range with water and not dangerous gas:

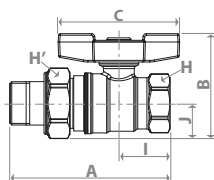
-20÷120 °C (-20 °C with 50 % glycol solutions)

Max. working pressure at 20 °C with water and not dangerous gas:

1,6 MPa (16 bar)

R259D

SIZE	DN	A	I	B	J	C	H	H'	KV
1/2" F x 1/2" M	14	86	27	53	17	63	25	30	10,2
1/2" F x 3/4" M	14	87	27	57	21	63	25	38	10,2
3/4" F x 3/4" M	18	96	31	63	21	73	32	38	18,5
3/4" F x 1" M	18	101	31	67	26	73	32	46	18,5
1" F x 1" M	22	110	38	72	26	73	39	46	36,3
1" F x 1 1/4" M	22	114	38	76	30	73	39	53	36,3
1 1/4" F x 1 1/4" M	28	125	42	80	30	73	48	53	73,5



Min. working temperature:

Max. working conditions with dry saturated steam:

Max. working pressure at 20 °C with water and not dangerous gas:

-20 °C with 50 % glycol solutions

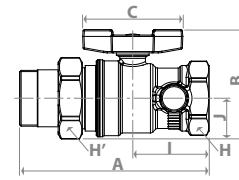
185 °C with 1,05 MPa (10,5 bar)

4,2 MPa (42 bar) for 1/2" F - 3/4" F

3,5 MPa (35 bar) for 1" F - 1 1/4" F

R259DS

SIZE	DN	A	I	B	J	C	H	H'	KV
1/2" F x 1/2" M	14	91	32	53	17	63	25	30	10,2
1/2" F x 3/4" M	14	93	32	57	21	63	25	38	10,2
3/4" F x 3/4" M	18	102	37	63	21	73	32	38	18,5
3/4" F x 1" M	18	107	37	67	26	73	32	46	18,5
1" F x 1" M	22	116	53	72	26	73	39	46	36,3
1" F x 1 1/4" M	22	120	53	76	30	73	39	53	36,3
1 1/4" F x 1 1/4" M	28	138	56	80	30	73	48	53	73,5



Temperature range with water and not dangerous gas:

Max. working pressure at 20 °C with water and not dangerous gas:

-20÷120 °C (-20 °C with 50 % glycol solutions)

4,2 MPa (42 bar) for 1/2" F - 3/4" F

3,5 MPa (35 bar) for 1" F - 1 1/4" F

R259DST

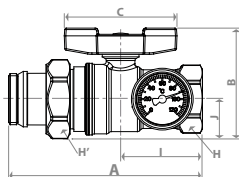
SIZE	DN	A	I	B	J	C	H	H'	KV
1" F x 1" M	22	126	53	72	26	73	40	46	36,3

Temperature range with water and not dangerous gas:

-20÷120 °C (-20 °C with 50 % glycol solutions)

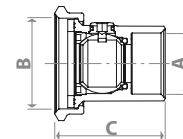
Max. working pressure at 20 °C with water and not dangerous gas:

3,5 MPa (35 bar)



R252

SIZE	A	B	C
1" F x nut 1 1/2" F	1"	1 1/2"	53
1 1/4" F x nut 2" F	1 1/4"	2	66,5



Temperature range with water and not dangerous gas: 5÷110 °C

Max. working pressure at 20 °C with water and not dangerous gas:

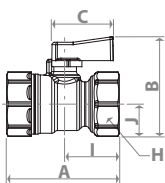
0,7 MPa (7 bar)

Max. static pressure with the valve completely open or closed: 4,0 MPa (40 bar)

R690

SIZE	DN	A	I	B	J	C	H
3/8"	8	38	17	35	10,5	24	20
1/2"	10	46	22	41	13	24	25

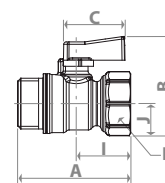
Min. working temperature: 0 °C con soluzioni glicolate
 Max. working temperature: 90 °C
 Max. working pressure at 20 °C with water and not dangerous gas:
 1,6 MPa (16 bar)



R694

SIZE	DN	A	I	B	J	C	H
3/8"	8	37	17	35	10,5	24	20
1/2"	10	46	22	41	13	24	25

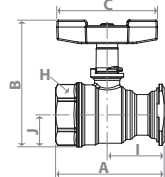
Min. working temperature: 0 °C con soluzioni glicolate
 Max. working temperature: 90 °C
 Max. working pressure at 20 °C with water and not dangerous gas:
 1,6 MPa (16 bar)



R285

SIZE	DN	A	I	B	J	C	H	KV
1"F x 1 1/2"M	22	79	42	92	23	73	40	36,3
1 1/4"F x 1 1/2"M	28	88	46	110	28	73	48	73,5
1 1/4"F x 2"M	28	88	46	110	28	73	48	73,5

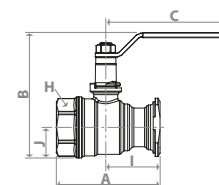
Min. working temperature:
 -20 °C with 50 % glycol solutions
 Max. working conditions with dry saturated steam:
 185 °C with 1,05 MPa (10,5 bar)
 Max. working pressure at 20 °C with water: 3,5 MPa (35 bar)



R285L

SIZE	DN	A	I	B	J	C	H	KV
1"F x 1 1/2"M	22	79	42	95	23	94	40	36,3
1 1/4"F x 2"M	28	88	46	113	28	94	48	73,5

Min. working temperature:
 -20 °C with 50 % glycol solutions
 Max. working conditions with dry saturated steam:
 185 °C with 1,05 MPa (10,5 bar)
 Max. working pressure at 20 °C with water: 3,5 MPa (35 bar)

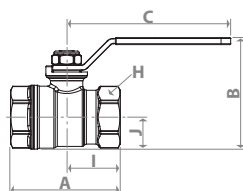


R250W

SIZE	DN	A	I	B	J	C	H	KV
3/8"	10	48	24	46	14	77	21	6,7
1/2"	14	56	28	49	15	77	25	10,2
3/4"	18	68	34	64	18	94	32	18,5
1"	22	79	40	73	23	94	39	36,3
1 1/4"	28	92	46	82	28	94	48	73,5
1 1/2"	35	100	50	100	33	136	55	105
2"	45	121	61	115	41	136	67	158

Temperature range with water and not dangerous gas:
 Max. working pressure at 20 °C with water and not dangerous gas:

5=120 °C
 4,2 MPa (42 bar) for 3/8" - 1/2" - 3/4"
 3,5 MPa (35 bar) for 1" - 1 1/4" - 1 1/2" - 2"

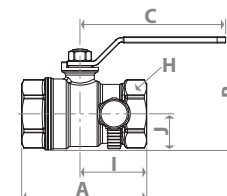


R250WS

SIZE	DN	A	I	B	J	C	H	KV
1/2"	14	60	32	49	15	77	25	10,2
3/4"	18	71	36	64	18	94	32	18,5
1"	22	83	43	73	23	94	39	36,3
1 1/4"	28	102	56	82	28	94	48	73,5
1 1/2"	35	110	60	100	33	136	55	105
2"	45	128	67	115	41	136	67	158

Temperature range with water and not dangerous gas:
 Max. working pressure at 20 °C with water and not dangerous gas:

5=120 °C
 4,2 MPa (42 bar) for 1/2" - 3/4"
 3,5 MPa (35 bar) for 1" - 1 1/4" - 1 1/2" - 2"

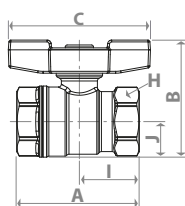


R251W

SIZE	DN	A	I	B	J	C	H	KV
3/8"	10	48	24	49	14	63	21	6,7
1/2"	14	56	28	51	15	63	25	10,2
3/4"	18	68	34	60	18	73	32	18,5
1"	22	79	40	69	23	73	40	36,3
1 1/4"	28	92	46	77	27	73	48	73,5

Temperature range with water and not dangerous gas:
 Max. working pressure at 20 °C with water and not dangerous gas:

5=120 °C
 4,2 MPa (42 bar) for 3/8" - 1/2" - 3/4"
 3,5 MPa (35 bar) for 1" - 1 1/4"

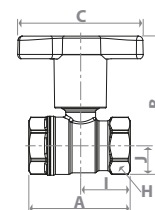


R251WT

SIZE	DN	A	I	B	J	C	H	KV
3/8"	10	48	24	75	14	78	21	6,7
1/2"	14	57	28	77	15	78	25	10,2
3/4"	18	68	34	86	18	78	32	18,5
1"	22	79	39,5	95	23	78	40	36,3
1 1/4"	28	92	46	104	28	78	49	73,5

Temperature range with water and not dangerous gas:
 5=110 °C, possibility of 120 °C for short periods of time
 Max. working pressure at 20 °C with water and not dangerous gas:

4,2 MPa (42 bar) for 3/8" - 1/2" - 3/4"
 3,5 MPa (35 bar) for 1" - 1 1/4"



R251WP

SIZE	DN	A	I	B	J	C	H	H'	KV
1/2" F x nut 3/4" F	14	64	28	54	18	63	25	30	10,2
3/4" F x nut 3/4" F	14	66	31	54	18	63	32	30	10,2
3/4" F x nut 1" F	18	77	33	63	21	73	32	37	18,5
1" F x nut 1" F	22	87	40	69	23	73	40	37	36,3

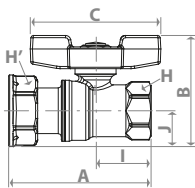
Temperature range with water and not dangerous gas:

5÷120 °C

Max. working pressure at 20 °C with water and not dangerous gas:

4,2 MPa (42 bar) for 1/2" - 3/4"

3,5 MPa (35 bar) for 1"



R251WST

SIZE	DN	A	I	B	J	C	H	KV
1/2"	14	60	32	77	15	78	25	10,2
3/4"	18	71	36	86	18	78	32	18,5
1"	22	83	43	95	23	78	40	36,3
1 1/4"	28	102	56	104	28	78	49	73,5

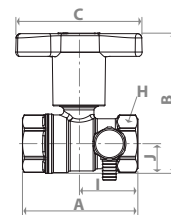
Temperature range with water and not dangerous gas:

5÷110 °C, possibility of 120 °C for short periods of time

Max. working pressure at 20 °C with water and not dangerous gas:

4,2 MPa (42 bar) for 1/2" - 3/4"

3,5 MPa (35 bar) for 1" - 1 1/4"



R253W

SIZE	DN	A	I	B	J	C	H	KV
3/8"	10	58	26	49	14	63	19	6,7
1/2"	14	66	29	51	15	63	22	10,2
3/4"	18	79	33	60	19	73	29	18,5
1"	22	91	40	69	23	73	36	36,3
1 1/4"	28	108	47	78	28	73	44	73,5

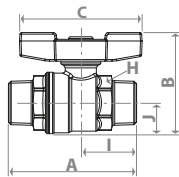
Temperature range with water and not dangerous gas:

Max. working pressure at 20 °C with water and not dangerous gas:

5÷120 °C

4,2 MPa (42 bar) for 3/8" - 1/2" - 3/4"

3,5 MPa (35 bar) for 1" - 1 1/4"



R253WL

SIZE	DN	A	I	B	J	C	H	KV
3/8"	10	58	26	49	14	77	19	6,7
1/2"	14	66	29	51	15	77	22	10,2
3/4"	18	79	33	60	19	94	29	18,5
1"	22	91	40	69	23	94	36	36,3
1 1/4"	28	108	47	78	28	94	44	73,5

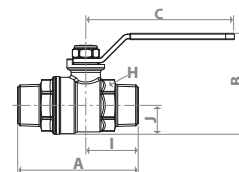
Temperature range with water and not dangerous gas:

Max. working pressure at 20 °C with water and not dangerous gas:

5÷120 °C

4,2 MPa (42 bar) for 3/8" - 1/2" - 3/4"

3,5 MPa (35 bar) for 1" - 1 1/4"



R254W

SIZE	DN	A	I	B	J	C	H	KV
3/8"	10	55	22	46	14	63	21	6,7
1/2"	14	64	27	51	15	63	25	10,2
3/4"	18	76	31	60	18	73	32	18,5
1"	22	89	38	69	23	73	39	36,3
1 1/4"	28	100	42	78	28	73	48	73,5

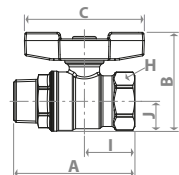
Temperature range with water and not dangerous gas:

Max. working pressure at 20 °C with water and not dangerous gas:

5÷120 °C

4,2 MPa (42 bar) for 3/8" - 1/2" - 3/4"

3,5 MPa (35 bar) for 1" - 1 1/4"



R254WL

SIZE	DN	A	I	B	J	C	H	KV
3/8"	10	55	22	46	14	77	21	6,7
1/2"	14	64	27	49	15	77	25	10,2
3/4"	18	76	31	64	18	94	32	18,5
1"	22	89	38	73	23	94	39	36,3
1 1/4"	28	100	42	82	28	94	48	73,5
2"	45	124	54	115	41	136	67	158

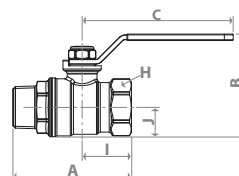
Temperature range with water and not dangerous gas:

Max. working pressure at 20 °C with water and not dangerous gas:

5÷120 °C

4,2 MPa (42 bar) for 3/8" - 1/2" - 3/4"

3,5 MPa (35 bar) for 1" - 1 1/4" - 1 1/2" - 2"



R259W

SIZE	DN	A	I	B	J	C	H	H'	KV
1/2" F x 1/2" M	14	86	27	53	17	63	25	30	10,2
1/2" F x 3/4" M	14	87	27	57	21	63	25	38	10,2
3/4" F x 3/4" M	18	96	31	63	21	73	32	38	18,5
3/4" F x 1" M	18	101	31	67	26	73	32	46	18,5
1" F x 1" M	22	110	38	72	26	73	39	46	36,3
1" F x 1 1/4" M	22	114	38	76	30	73	39	53	36,3
1 1/4" F x 1 1/4" M	28	125	42	80	30	73	48	53	73,5

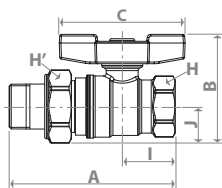
Temperature range with water and not dangerous gas:

Max. working pressure at 20 °C with water and not dangerous gas:

5÷120 °C

4,2 MPa (42 bar) for 1/2" F - 3/4" F

3,5 MPa (35 bar) for 1" F - 1 1/4" F

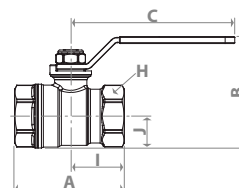


R730G

SIZE	DN	A	I	B	J	C	H
1/2"	15	60	30	53	16	77	26
3/4"	20	68	34	69	21	95	32
1"	25	81	41	77	25	95	41
1 1/4"	32	95	48	87	30	95	50
1 1/2"	40	104	52	107	36	137	55
2"	50	126	63	122	44	137	70

Temperature range with dangerous gas and liquid hydrocarbons: -20÷60 °C

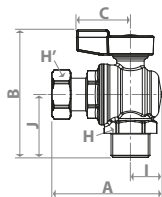
Max. operating pressure (MOP) with dangerous gas: 0,5 MPa (5 bar)



R780PG

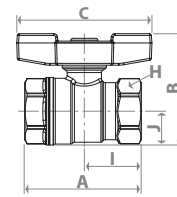
SIZE	DN	A	I	B	J	C	H	H'
3/4" M x Nut 3/4" F	20	74	21	86	43	37	32	30

Temperature range with dangerous gas and liquid hydrocarbons: -20÷60 °C
 Max. operating pressure (MOP) with dangerous gas: 0,5 MPa (5 bar)

**R731G**

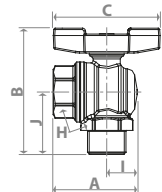
SIZE	DN	A	I	B	J	C	H
1/2"	15	60	30	55	16	63	26
3/4"	20	68	34	69	21	77	32
1"	25	81	41	77	25	77	41
1 1/4"	32	95	48	87	30	77	50

Temperature range with dangerous gas and liquid hydrocarbons: -20÷60 °C
 Max. operating pressure (MOP) with dangerous gas: 0,5 MPa (5 bar)

**R780G**

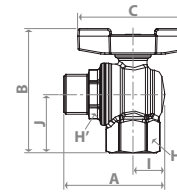
SIZE	DN	A	I	B	J	C	H
1/2"	15	50	18	79	41	63	26
3/4"	20	58	21	87	44	73	32
1"	25	69	25	98	51	73	41

Temperature range with dangerous gas and liquid hydrocarbons: -20÷60 °C
 Max. operating pressure (MOP) with dangerous gas: 0,5 MPa (5 bar)

**R781G**

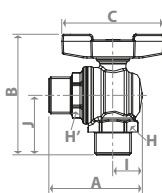
SIZE	DN	A	I	B	J	C	H	H'
1/2"	15	59	18	71	33	63	22	26
3/4"	20	68	21	82	39	73	29	32
1"	25	80	25	94	46	73	36	41

Temperature range with dangerous gas and liquid hydrocarbons: -20÷60 °C
 Max. operating pressure (MOP) with dangerous gas: 0,5 MPa (5 bar)

**R782G**

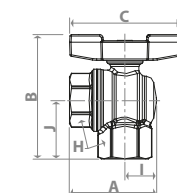
SIZE	DN	A	I	B	J	C	H	H'
1/2"	15	59	18	79	41	63	22	26
3/4"	20	68	21	87	44	73	29	32
1"	25	80	25	98	51	73	36	41

Temperature range with dangerous gas and liquid hydrocarbons: -20÷60 °C
 Max. operating pressure (MOP) with dangerous gas: 0,5 MPa (5 bar)

**R783G**

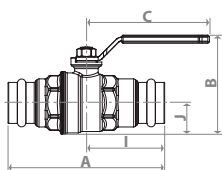
SIZE	DN	A	I	B	J	C	H
1/2"	15	50	18	71	33	63	26
3/4"	20	58	21	82	39	73	32
1"	25	69	25	94	46	73	41

Temperature range with dangerous gas and liquid hydrocarbons: -20÷60 °C
 Max. operating pressure (MOP) with dangerous gas: 0,5 MPa (5 bar)

**R850VW**

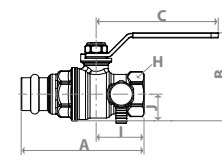
SIZE	DN	A	I	B	J	C	KV
Ø42	40	158	79	106	36	136	140
Ø54	50	186	91	122	44	136	211

Max. working pressure at 20 °C with water: 2,8 MPa (28 bar)
 Max. working temperature: 110 °C

**R850VWS**

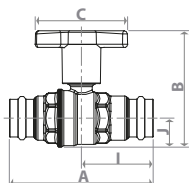
SIZE	DN	A	I	B	J	C	H	KV
1 1/2" F x Ø42	40	141	62	106	36	136	54	140
2" F x Ø54	50	165	69	122	44	136	67	211

Max. working pressure at 20 °C with water: 3,5 MPa (35 bar), da 15 a 22
 2,8 MPa (28 bar), da 28 a 54
 Max. working temperature: 110 °C

**R851VT**

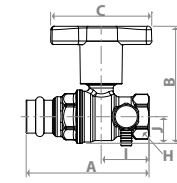
SIZE	DN	A	I	B	J	C	KV
Ø18	15	100	50	80	16	78	12,7
Ø15	15	100	50	81	17	78	12,7
Ø22	20	116	58	90	20	78	24,6
Ø28	25	122	61	98	25	78	48,5
Ø35	32	130	65	108	30	78	98

Max. working pressure at 20 °C with water: 3,5 MPa (35 bar), for 15 to 22
 2,8 MPa (28 bar), for 28 to 35
 Max. working temperature: 110 °C

**R851VTS**

SIZE	DN	A	I	B	J	C	H	KV
1/2" F x Ø18	15	84	34	81	17	78	25	12,7
1/2" F x Ø15	15	84	34	81	17	78	25	12,7
3/4" F x Ø22	20	95	37	91	21	78	31	24,6
1" F x Ø28	25	105	44	98	25	78	39	48,5
1 1/4" F x Ø35	32	122	57	108	30	78	48	98

Max. working pressure at 20 °C with water: 3,5 MPa (35 bar), for 15 to 22
 2,8 MPa (28 bar), for 28 to 35
 Max. working temperature: 110 °C

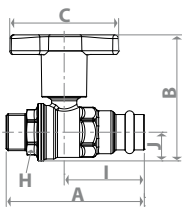


R853VT

SIZE	DN	A	I	B	J	C	H	KV
1/2" M x ϕ18	15	86	50	81	17	78	22	12,7
1/2" M x ϕ15	15	86	50	81	17	78	22	12,7
3/4" M x ϕ22	20	99	58	90	21	78	29	24,6
1" M x ϕ28	25	107	61	99	25	78	36	48,5
1 1/4" M X ϕ35	32	120	65	109	30	78	44	98

Max. working pressure at 20 °C with water: 3,5 MPa (35 bar), for 15 to 22
2,8 MPa (28 bar), for 28 to 35

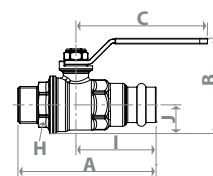
Max. working temperature: 110 °C



R853VWL

SIZE	DN	A	I	B	J	C	H	KV
1 1/2" M x ϕ42	40	136	76	107	37	137	54	140
2" M x ϕ54	50	159	91	122	44	137	67	211

Max. working pressure at 20 °C with water: 2,8 MPa (28 bar)
Temperature range: 5÷110 °C

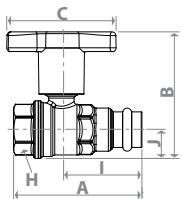


R854VT

SIZE	DN	A	I	B	J	C	H	KV
1/2" F x ϕ18	15	80	50	81	17	78	26	12,7
1/2" F x ϕ15	15	80	50	81	17	78	26	12,7
3/4" F x ϕ22	20	92	58	90	21	78	32	24,6
1" F x ϕ28	25	102	61	99	25	78	41	48,5
1 1/4" F X ϕ35	32	112	65	108	30	78	50	98

Max. working pressure at 20 °C with water: 3,5 MPa (35 bar), for 15 to 22
2,8 MPa (28 bar), for 28 to 54

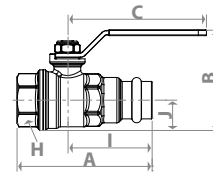
Max. working temperature: 110 °C



R854VWL

SIZE	DN	A	I	B	J	C	H	KV
1 1/2" F x ϕ42	40	131	79	107	37	137	55	140
2" F x ϕ54	50	154	91	122	44	137	69	211

Max. working pressure at 20 °C with water: 2,8 MPa (28 bar), for 28 to 54
Temperature range: 5÷110 °C



R859VT

SIZE	DN	A	I	B	J	C	H	KV
1/2" M x ϕ18	15	112	50	81	17	78	30	12,7
1/2" M X ϕ15	15	112	50	81	17	78	30	12,7
3/4" M X ϕ22	20	127	57	91	21	78	38	24,6
1" M X ϕ28	25	135	61	100	26	78	46	48,5
1 1/4" M X ϕ35	32	150	65	108	30	78	53	98

Max. working pressure at 20 °C with water: 3,5 MPa (35 bar), for 15 to 22
2,8 MPa (28 bar), for 28 to 35

Max. working temperature: 110 °C

